

Kothari

SUGARS AND CHEMICALS LTD

Kothari Sugars and Chemicals Limited

62nd Annual Report 2022 - 23





Bhadrashyam H Kothari

11.11.1961 - 22.02.2015



*With fond memories of our Dearest Chairman
You will always inspire and guide us.*

CORPORATE INFORMATION**Board of Directors**

Nina B. Kothari - Chairperson
Arjun B. Kothari - Managing Director
M. Silvester Goldwin - Whole Time Director
P. S. Balasubramaniam - Independent Director
V. R. Deenadayalu - Independent Director
P. S. Gopalakrishnan - Independent Director
C. V. Krishnan - Independent Director

Company Secretary

R. Prakash

Chief Financial Officer

R. Krishnan

Statutory Auditors

P. Chandrasekar LLP
Chartered Accountants
No.18A, 1st Floor, Plot No. 5, Balaiah Avenue,
Luz, Mylapore, Chennai - 600 004.

Internal Auditors

R. Subramanian & Co. LLP
Chartered Accountants
No. 6, Krishnaswamy Avenue,
Luz, Mylapore, Chennai - 600 004.

V. P. Mukundan & Associates
Chartered Accountants
No. 29/2, IV Trust Cross Street,
Raj Kamal Apartments, I Floor,
Mandavelipakkam, Chennai - 600 028.

Cost Auditor

K. Suryanarayanan
Flat A, Brindhavan Apartments, No.1, Poes Road,
4th Street, Teynampet, Chennai - 600 018.

Secretarial Auditor

M. Alagar and Associates
21-B, First Floor, A.R.K. Colony, Eldams Road,
Alwarpet, Chennai - 600 018.

Registered Office

"Kothari Buildings"
No.115, Mahatma Gandhi Salai,
Nungambakkam, Chennai - 600 034.
Phone No. 044 - 3522 5526 / 3522 5529
e-mail : secdept@hckgroup.com
website : www.hckotharigroup.com/kscl

Legal Advisors

S. Ramasubramanian & Associates
Advocates
No. 6/1, Bishop Wallers Avenue (West),
Mylapore, Chennai - 600 004.

Registrar & Share Transfer Agents

M/s. Cameo Corporate Services Limited
Subramanian Building, 5th Floor,
No.1, Club House Road, Chennai - 600 002.
Phone No. 044 - 40020700 / 710
e-mail : investor@cameoindia.com

Manufacturing Units**Kattur**

Kattur Railway Station Road, Lalgudi Taluk,
Trichy District, Tamil Nadu - 621 706.

Sathamangalam

Sathamangalam Village, Vetriyur Post,
Keezhapalur, Ariyalur Taluk,
Ariyalur District, Tamil Nadu - 621 707.

Listing

The National Stock Exchange of India Limited (NSE)

Stock Code	KOTARISUG
ISIN	INE419A01022
CIN	L15421TN1960PLC004310

CONTENTS

	Page No.
Notice to the Members	3
Board's Report	12
Management Discussion and Analysis	25
Corporate Governance Report	31
Auditors' Report	43
Balance Sheet	52
Statement of Profit and Loss	53
Cash Flow Statement	55
Notes forming part of the Financial Statements	56

FINANCIAL HIGHLIGHTS

(₹ in Lakhs)

Particulars	2022-23	2021-22	2020-21	2019-20	2018-19
PROFITABILITY ITEMS					
Gross Revenue	61,850	43,028	42,421	35,720	34,956
Gross Profit (PBDIT)	6,916	5,646	3,737	3,266	4,732
Depreciation	1,404	1,410	1,379	1,297	1,281
Profit / (Loss) Before Interest & Tax	5,512	4,236	2,357	1,969	3,451
Finance Cost	389	410	510	702	704
Exceptional Items (Debit) / Credit	362	110	497	634	(465)
Profit / (Loss) Before Tax	5,485	3,936	2,345	1,901	2,281
Income Tax	958	729	461	357	507
Deferred Tax	334	(196)	(18)	(397)	503
Profit / (Loss) After Tax	4,192	3,403	1,902	1,942	1,271
BALANCE SHEET ITEMS					
Net Fixed Assets (incl. CWIP)	16,018	15,233	16,226	17,209	16,787
Investments	7,201	7,147	5,831	3,014	4,824
Other Current / Non current assets	19,964	17,050	11,962	17,105	17,808
Total Capital Employed	35,983	32,283	28,188	34,314	34,595
Shareholders Funds	25,756	22,001	18,625	16,648	15,206
OTHERS					
Book Value per share (₹)	31	27	22	20	18
EPS (₹)	5.06	4.11	2.29	2.34	1.53
Dividend on Equity %	10	-	-	-	5

NOTICE TO THE MEMBERS

Notice is hereby given that the 62nd Annual General Meeting of Kothari Sugars and Chemicals Limited will be held on Thursday, 10th August 2023 at 2.00 P.M. through Video Conferencing ("VC") / Other Audio Visual Means ("OAVM"), to transact the following business:

Ordinary Business:

1. To consider and adopt the Audited Financial Statements of the Company for the financial year ended March 31, 2023, the Report of the Auditors thereon and Report of the Board of Directors.
2. To appoint a Director in the place of Mr. Arjun B Kothari, (DIN: 07117816) who retires by rotation and being eligible offers himself for re-appointment.
3. To declare a final dividend of ₹0.50/- paise (Fifty paise only) per equity share of the face value of ₹10/- for the financial year 2022 - 2023.

Special Business:

4. Ratification of Remuneration to Cost Auditor

To consider and if thought fit, to pass with or without modification(s), the following Resolution as an **Ordinary Resolution**:

"Resolved that subject to the provisions of Section 148 and other applicable provisions of the Companies Act, 2013, if any and Companies (Audit & Auditors) Rules, 2014 (including statutory modification(s) or re-enactment(s) thereof, for the time being in force), payment of remuneration of ₹1,50,000/- (Rupees One Lakh Fifty Thousand Only) plus applicable taxes and re-imburement of out of pocket expenses to Mr. K. Suryanarayanan, Cost Accountant in Practice for conducting the audit of cost records of the Sugar, Distillery & Co-gen units of the Company for the year 2023-2024, which has been approved by the Board, be and is hereby ratified and confirmed".

5. To consider and approve the payment of commission to Mrs. Nina B. Kothari, (DIN: 00020119) Non-Executive Chairperson of the Company.

To consider and if thought fit, to pass with or without modification(s), the following Resolution as a **Special Resolution**:

"Resolved that pursuant to the provisions of Section 197, 198 read with Schedule V other applicable provisions, if any, of the Companies Act, 2013 ("the Act") and the allied rules made thereunder and the applicable regulations of the SEBI (Listing Obligations and Disclosure Requirements) Regulations, 2015 ("the SEBI Listing Regulations") and other applicable provisions, if any, (including any amendment or re-enactment thereof), and Article 76 of the Articles of Association of the Company, based on the recommendation of the Nomination and Remuneration Committee and the approval of the Board of Directors, approval of the Members of the Company is hereby accorded to pay a commission of 1% of the Net

Profits of the Company as computed in the manner laid down in Section 198 of the Act, subject to a minimum of ₹ 50,00,000/- to Mrs. Nina B. Kothari, (DIN : 00020119) Non-Executive Chairperson of the Company, for the financial year 2023 - 2024.

Resolved further that the Board of Directors of the Company or the Nomination and Remuneration Committee be and are hereby authorized to do all such acts, deeds and things and execute all such documents, instruments, and writings as may be required to give effect to the aforesaid Resolution."

By Order of the Board
for **Kothari Sugars and Chemicals Limited**

Place: Chennai

Date : May 30, 2023

R. Prakash

Company Secretary

Important Notes

- a) The Ministry of Corporate Affairs vide its Circular No. 10/2022 dated December 28, 2022 read with Circular No. 02/2022 dated May 05, 2022 read with Circular No.21/2021 dated December 14, 2021 read with Circular No.02/2021 dated January 13, 2021 read with Circular No. 20/2020 dated May 05, 2020, Circular No.14/2020 dated April 8, 2020 read with Circular No.17/2020 dated April 13, 2020 allows conducting of Annual General Meeting of the Company through Video Conferencing (VC) or Other Audio Visual Means (OAVM) without the physical presence of the members for the meeting at a common venue. In terms of the said Circulars and in compliance with the provisions of the Companies Act, 2013 and SEBI Circulars, the AGM of the Company is being held through VC / OAVM. Hence, Members can attend and participate in the AGM through VC / OAVM only. The deemed venue for the AGM shall be the Registered Office of the Company. The detailed procedure for participating in the meeting through VC / OAVM is appended herewith and also available at the Company's website www.hckotharigroup.com/kscl.
- b) Since the AGM is being conducted through VC / OAVM, the facility for appointment of proxies by the Members will not be available for this AGM and hence, the Proxy Form, Attendance Slip and Route Map are not annexed to this Notice.
- c) Body Corporate members are requested to send to the Company, a certified copy of the Board Resolution/Power of Attorney authorizing their representative to attend and vote in the AGM through VC / OAVM on its behalf and to vote through remote e-voting. Members of the Company under the category of Institutional Investors are encouraged to attend and vote at the AGM.
- d) The Explanatory Statement pursuant to Section 102 of the Companies Act, 2013, which sets out details relating to Special Business at the meeting, is annexed hereto.

- e) The Register of Members and Share Transfer Books will remain closed from Friday, the 4th August 2023 to Thursday, 10th August, 2023 (both days inclusive) on account of the Annual General Meeting and determining the entitlement of the shareholders to the final dividend for the year 2022 - 23. Final Dividend on declaration will be paid on or before 07.09.2023.

Dividend

- f) (i) Pursuant to the Income Tax Act, 1961 and Rules thereunder, with effect from 01.04.2020 Dividend income is taxable in the hands of shareholders under current tax law and the Company is required to deduct tax at source (TDS) from same at the prescribed rates. There will be no TDS from dividend payable to a resident individual shareholder, if the total dividend to be received during FY 2023-24 from the company does not exceed ₹ 5000/-.

(ii) A resident individual shareholder with PAN who is not liable for income tax can submit declaration in Form 15G / 15H as applicable to avail the benefit of non-deduction of tax. In case their PAN is not registered (with their Depository Participants (DPs) in the case of demat holding and with the RTA for physical holding), TDS would be at a higher rate of **20%** Non-resident shareholders can avail beneficial rates under applicable Tax Treaty subject to furnishing Form-10F and providing necessary documents.

(iii) Form 15G / 15H or Form - 10F can be filed online with the RTA through their link <https://investors.cameoindia.com>. These can also be downloaded from the company website, duly completed, signed and scanned and emailed to the RTA at investor@cameoindia.com / secdept@hckgroup.com on or before **03rd Aug 2023**. You may visit the Company's website at <https://hckotharigroup.com/kscl/?q=node/16> for all the relevant details and to download the necessary forms.

(iv) Members who have not encashed their dividend warrants / Demand Drafts pertaining to the dividend declarations as mentioned in the below table are advised to write to the Company / RTA immediately claiming the dividends declared by the Company. The details of unpaid dividends that are due for transfer to Investor Education and Protection Fund (IEPF) along with due dates are furnished below. As per Section 124 (6) of the Companies Act, 2013 ("Act"), all the shares in respect of which dividend has not been paid or claimed for **seven consecutive years or more** shall be transferred by the Company to the name of IEPF. The shareholders are entitled to claim the shares and the dividend transferred to IEPF in accordance with such procedure and on submission of such documents as prescribed in the IEPF Rules, 2016.

Sl. No.	Nature of Dividend	Date of Declaration of Dividend	Due Date for Transfer to IEPF on
(i)	Final Dividend	08.09.2017	14.10.2024
(ii)	Final Dividend	07.08.2019	11.09.2026
(iii)	Interim Dividend	08.02.2023	16.03.2030

- g) In terms of the extant provisions of IEPF Rules, the Company has uploaded the information in respect of the Unclaimed Dividends in respect of the dividend declarations as mentioned in the above table on the website of the IEPF viz. www.iepf.gov.in and also in the Company's Website www.hckotharigroup.com/kscl under "Investors Relations".

h) Mandatory furnishing of PAN, KYC details & Nomination by holders of Physical Securities:

As an on-going measure to enhance the ease of doing business for investors in the securities market, SEBI through its Circular dated March 16, 2023 in super session of its earlier Circulars dated 3rd November 2021 and 14th December 2021 provides revised common and simplified norms for processing investor's service request by RTAs and norms for mandatory furnishing of PAN, KYC details and Nomination including the fillable Forms are hosted on the Company's Website www.hckotharigroup.com/kscl under "Investors Relations".

In this connection, the Company has issued reminder letters to all shareholders holding shares in physical, who have not updated any of the above said details. The RTAs shall not process any service requests or complaints received from the holder(s) / claimant(s), till PAN, KYC and Nomination documents / details are received. It is also to be noted that the Folios of holders of physical shares wherein any of the above cited documents / details are not available on or after October 01, 2023, particular folio shall be frozen by the RTA and with effect from April 01, 2024 any dividend payment with respect to such frozen folios will be only through electronic mode only upon complying with the requirements of updation of all the details by the Investor as said above. Further, such frozen folios would be referred under the Benami Transactions (Prohibitions) Act, 1988 and/or Prevention of Money Laundering Act, 2002, if they continue to remain frozen as on December 31, 2025.

- i) Pursuant to Regulation 40 of the SEBI (Listing Obligations and Disclosure Requirements) Regulations, 2015 and SEBI Circular dated 25th January 2022, any request for effecting transfer, transmission or transposition of shares will be processed only in

demat form. Therefore, the Company advises you to take steps for dematerializing your shareholding in the Company.

- j) The Company has designated an exclusive e-mail id viz. secdept@hckgroup.com to enable investors to register their complaints / queries, if any.
- k) In compliance with the aforesaid MCA Circulars and SEBI Circular dated January 5, 2023, Notice of the AGM along with the Annual Report 2022-23 is being sent through electronic mode to those Members whose email addresses are registered with the Company/ Depositories. The Notice calling the AGM and Annual Report has been uploaded on the website of the Company at <https://hckotharigroup.com/kscl/>. The Notice can also be accessed from the website of the Stock Exchange i.e. National Stock Exchange of India Limited at www.nseindia.com. The AGM Notice is also disseminated on the website of CDSL (agency for providing the VC / OAVM facility, Remote e-Voting facility and e-voting system during the AGM) i.e. www.evotingindia.com. For any communication, the shareholders may also send requests to the Company's investor email id: secdept@hckgroup.com.
- l) The Register of Directors' and Key Managerial Personnel and their shareholding maintained under Section 170 of the Companies Act, 2013, the Register of Contracts or arrangements in which the Directors are interested under Section 189 of the Companies Act, 2013 and all other documents referred to in the Notice will be available for inspection in electronic mode. Members can send an e-mail to secdept@hckgroup.com requesting for inspection of the Registers.
- m) Disclosure pursuant to Regulation 36(3) of SEBI (LODR) Regulations, 2015 and Secretarial Standard-2 (SS-2) with respect to the Directors seeking reappointment at the forth coming Annual General Meeting is appended to this Notice.
- n) The attendance of the Members attending the AGM through VC / OAVM will be counted for the purpose of ascertaining the quorum under Section 103 of the Companies Act, 2013.

Voting Through Electronic Means

Pursuant to the provisions of Section 108 of the Companies Act, 2013 read with Rule 20 of the Companies (Management and Administration) Rules, 2014 (as amended) and Regulation 44 of SEBI (Listing Obligations and Disclosure Requirements) Regulations 2015 (as amended) and MCA Circulars dated December 28, 2022 read with May 05, 2022, December 14, 2021, January 13, 2021, May 05, 2020, April 08, 2020 and April 13, 2020, the Company shall provide the facility of remote e-voting to its Members in respect of the business to be transacted at the AGM.

For this purpose, the Company has entered into an agreement with Central Depository Services (India) Limited (CDSL) for facilitating voting through electronic means, as the authorized e-voting agency.

The facility of casting votes by a member using remote e-voting as well as the e-voting system on the date of the AGM through VC or OAVM will be provided by CDSL.

The instructions to Shareholders for remote E-voting and E-voting during AGM and joining meeting through VC/OAVM are as under:

- (i) The remote e-voting period begins on Sunday, 6th August 2023 at 9.00 A.M. and ends on Wednesday, 9th August 2023 at 5.00 P.M. During this period, Members holding shares either in physical form or in dematerialized form, as on the cut-off date i.e., Thursday, 03rd August 2023 may cast their vote electronically. The remote e-voting module shall be disabled by CDSL for voting thereafter.
- (ii) Shareholders who have already voted prior to the meeting date would not be entitled to vote at the meeting venue.
- (iii) Pursuant to SEBI Circular No. **SEBI/HO/CFD/CMD/ CIR/P/2020/242 dated 09.12.2020**, under Regulation 44 of Securities and Exchange Board of India (Listing Obligations and Disclosure Requirements) Regulations, 2015, listed entities are required to provide remote e-voting facility to its shareholders, in respect of all shareholders' Resolutions. However, it has been observed that the participation by the public non-institutional shareholders/retail shareholders is at a negligible level. There are also multiple e-voting service providers (ESPs) providing e-voting facility to listed entities in India which necessitates registration on various ESPs and maintenance of multiple user IDs and passwords by the shareholders.
 In order to increase the efficiency of the voting process, pursuant to a public consultation, it has been decided to enable e-voting to **all the demat account holders, by way of a single login credential, through their demat accounts/ websites of Depositories/ Depository participants**. Demat account holders would be able to cast their vote without having to register again with the ESPs, thereby, not only facilitating seamless authentication but also enhancing ease and convenience of participating in e-voting process.
- (iv) In terms of SEBI circular No. **SEBI/HO/CFD/CMD/ CIR/P/2020/242 dated 09.12.2020** on e-Voting facility provided by Listed Companies, Individual shareholders holding securities in demat mode are allowed to vote through their demat account maintained with Depositories and Depository Participants. Shareholders are advised to update their mobile number and email Id in their demat accounts in order to access e-Voting facility.

Pursuant to abovesaid SEBI Circular, Login method for e-Voting and joining virtual meetings for **Individual shareholders holding securities in Demat mode CDSL/NSDL** is given below:

Type of shareholders	Login Method
Individual Shareholders holding securities in Demat mode with CDSL	<ol style="list-style-type: none"> 1) Users who have opted for CDSL's Easi / Easiest facility, can login through their existing user id and password. Option will be made available to reach e-Voting page without any further authentication. The user to login to Easi / Easiest are requested to visit www.cdslindia.com and click on Login icon and select New System Myeasi. 2) After successful login the Easi / Easiest user will be able to see the e-Voting option for eligible companies where the evoting is in progress as per the information provided by the Company. On clicking the evoting option, the user will be able to see e-Voting page of the e-Voting service provider for casting your vote during the remote e-Voting period or joining virtual meeting & voting during the meeting. Additionally, there is also links provided to access the system of all e-Voting Service Providers, so that the user can visit the e-Voting service providers' website directly. 3) If the user is not registered for Easi/Easiest, option to register is available at CDSL website www.cdslindia.com and click on login & New System Myeasi and click on registration option. 4) Alternatively, the user can directly access e-Voting page by providing Demat Account Number and PAN No. from a e-Voting link available on www.cdslindia.com home page. The system will authenticate the user by sending OTP on registered Mobile & Email as recorded in the Demat Account. After successful authentication, user will be able to see the e-Voting option where the evoting is in progress and also able to directly access the system of all e-Voting Service Providers.
Individual Shareholders holding securities in Demat mode with NSDL	<ol style="list-style-type: none"> 1) If you are already registered for NSDL IDeAS facility, please visit these-Services website of NSDL. Open web browser by typing the following URL : https://eservices.nsd.com either on a Personal Computer or on a mobile. Once the home page of e-Services is launched, click on the "Beneficial Owner" icon under "Login" which is available under 'IDeAS' section. A new screen will open. You will have to enter your User ID and Password. After successful authentication, you will be able to see e-Voting services. Click on "Access to e-Voting" under e-Voting services and you will be able to see e-Voting page. Click on company name or e-Voting service provider name and you will be re-directed to e-Voting service provider website for casting your vote during the remote e-Voting period or joining virtual meeting & voting during the meeting. 2) If the user is not registered for IDeAS e-Services, option to register is available at https://eservices.nsd.com. Select "Register Online for IDeAS "Portal or click at https://eservices.nsd.com/secureWeb/ideas directreg.jsp 3) Visit the e-Voting website of NSDL. Open web browser by typing the following URL: https://www.evoting.nsd.com/ either on a Personal Computer or on a mobile. <p>Once the home page of e-Voting system is launched, click on the icon "Login" which is available under 'Shareholder/Member' section. A new screen will open. You will have to enter your User ID (i.e. your sixteen digit demat account number hold with NSDL), Password / OTP received in registered mobile & email and a Verification Code as shown on the screen. After successful authentication, you will be redirected to NSDL Depository site wherein you can see e-Voting page. Click on company name or e-Voting service provider name and you will be redirected to e-Voting service provider website for casting your vote during the remote e-Voting period or joining virtual meeting & voting during the meeting.</p>
Individual Shareholders holding securities in demat mode login through their Depository Participants (DP)	<p>You can also login using the login credentials of your demat account through your Depository Participant registered with NSDL/CDSL for e-Voting facility. After successful login, you will be able to see e-Voting option. Once you click on e-Voting option, you will be redirected to NSDL/CDSL Depository site after successful authentication, wherein you can see e-Voting feature. Click on company name or e-Voting service provider name and you will be redirected to e-Voting service provider's website for casting your vote during the remote e-Voting period or joining virtual meeting & voting during the meeting.</p>



Important note: Members who are unable to retrieve User ID/ Password are advised to use Forget User ID and Forget Password option available at above mentioned website.

Helpdesk for Individual Shareholders holding securities in demat mode for any technical issues related to login through Depository i.e. CDSL and NSDL

Login type	Helpdesk details
Individual Shareholders holding securities in Demat mode with CDSL	Members facing any technical issue in login can contact CDSL helpdesk by sending a request at helpdesk.evoting@cdslindia.com or contact at toll free no.: 1800 22 55 33.
Individual Shareholders holding securities in Demat mode with NSDL	Members facing any technical issue in login can contact NSDL helpdesk by sending a request at evoting@nsdl.co.in or call at toll free no.: 1800 1020 990 and 1800 22 44 30.

(v) Login method for remote e-Voting and joining virtual meeting for **Physical shareholders and shareholders other than individual holding in Demat form.**

- 1) The shareholders should log on to the e-voting website www.evotingindia.com.
- 2) Click on “Shareholders / Members” module.
- 3) Now enter your User ID
 - a. For CDSL: 16 digits beneficiary ID,
 - b. For NSDL: 8 Character DP ID followed by 8 Digits Client ID,
 - c. Shareholders holding shares in Physical Form should enter Folio Number registered with the Company.
- 4) Next enter the Image Verification as displayed and Click on Login.
- 5) If you are holding shares in demat form and had logged on to www.evotingindia.com and voted on an earlier e-voting of any company, then your existing password is to be used.

6) If you are a first-time user follow the steps given below:

Details	Physical shareholders and shareholders other than individual holding shares in demat form
PAN	<ul style="list-style-type: none"> • Enter your 10 digit alpha-numeric *PAN issued by Income Tax Department (Applicable for both demat shareholders as well as physical shareholders) • Shareholders who have not updated their PAN with the Company / Depository Participant are requested to use the sequence number sent by Company / RTA or contact Company / RTA.
Dividend Bank Details OR Date of Birth (DOB)	<ul style="list-style-type: none"> • Enter the Dividend Bank Details or Date of Birth (in dd/mm/yyyy format) as recorded in your demat account or in the company records in order to login. • If both the details are not recorded with the depository or company, please enter the member id / folio number in the Dividend Bank details field.

- 7) After entering these details appropriately, click on “SUBMIT” tab.
- 8) Shareholders holding shares in physical form will then directly reach the Company selection screen. However, shareholders holding shares in demat form will now reach ‘Password Creation’ menu wherein they are required to mandatorily enter their login password in the new password field. Kindly note that this password is to be also used by the demat holders for voting for resolutions of any other company on which they are eligible to vote, provided that company opts for e-voting through CDSL platform. It is strongly recommended not to share your password with anyother person and take utmost care to keep your password confidential.
- 9) For shareholders holding shares in physical form, the details can be used only for e-voting on the resolutions contained in this Notice.
- 10) Click on the relevant Company name i.e. Kothari Sugars & Chemicals Limited on which you choose to vote.

- 11) On the voting page, you will see "RESOLUTION DESCRIPTION" and against the same the option "YES/NO" for voting. Select the option YES or NO as desired. The option YES implies that you assent to the Resolution and option NO implies that you dissent to the Resolution.
- 12) Click on the "RESOLUTIONS FILE LINK" if you wish to view the entire Resolution details.
- 13) After selecting the resolution, you have decided to vote on, click on "SUBMIT". A confirmation box will be displayed. If you wish to confirm your vote, click on "OK", else to change your vote, click on "CANCEL" and accordingly modify your vote.
- 14) Once you "CONFIRM" your vote on the resolution, you will not be allowed to modify your vote.
- 15) You can also take a print of the votes cast by clicking on "Click here to print" option on the Voting page.
- 16) If a demat account holder has forgotten the login password then Enter the User ID and the image verification code and click on Forgot Password & enter the details as prompted by the system.
- 17) There is also an optional provision to upload BR/ POA if any uploaded, which will be made available to scrutinizer for verification.

(vi) **Additional Facility for Non - Individual Shareholders and Custodians - For Remote Voting only.**

- a) Non-Individual shareholders (i.e. other than Individuals, HUF, NRI etc.) and Custodians are required to log on to www.evotingindia.com and register themselves in the "Corporates" module.
- b) A scanned copy of the Registration Form bearing the stamp and sign of the entity should be emailed to helpdesk.evoting@cdslindia.com.
- c) After receiving the login details a Compliance User should be created using the admin login and password. The Compliance User would be able to link the account(s) for which they wish to vote on.
- d) The list of accounts linked in the login will be mapped automatically and can be delink in case of any wrong mapping.
- e) It is mandatory that, a scanned copy of the Board Resolution and Power of Attorney (POA) which they have issued in favour of the Custodian, if any, should be uploaded in PDF format in the system for the scrutinizer to verify the same.

- f) Alternatively Non Individual shareholders are required to send the relevant Board Resolution/ Authority letter etc. together with attested specimen signature of the duly authorized signatory who are authorized to vote, to the Scrutinizer (alagarcs@gmail.com) and to the RTA at the email address viz; (murali@cameoindia.com), if they have voted from individual tab & not uploaded same in the CDSL e-voting system for the scrutinizer to verify the same.

Instructions for shareholders attending the AGM through VC/OAVM & E-voting during meeting are as under:

1. The procedure for attending meeting & e-Voting on the day of the AGM is same as the instructions mentioned above for Remote e-voting. Shareholders can join the AGM in the VC/OAVM mode 15 minutes before and after the scheduled time of the commencement of the meeting.
2. The link for VC/OAVM to attend meeting will be available where the EVSN of Company will be displayed after successful login as per the instructions mentioned above for Remote e-voting.
3. Shareholders who have voted through Remote e-Voting will be eligible to attend the meeting. However, they will not be eligible to vote at the AGM.
4. Shareholders are encouraged to join the Meeting through Laptops / IPads for better experience.
5. Further shareholders will be required to allow Camera and use Internet with a good speed to avoid any disturbance during the meeting.
6. Please note that Participants Connecting from Mobile Devices or Tablets or through Laptop connecting via Mobile Hotspot may experience Audio/Video loss due to fluctuation in their respective network. It is therefore recommended to use Stable Wi-Fi or LAN Connection to mitigate any kind of aforesaid glitches.
7. **Shareholders who would like to express their views/ask questions during the meeting may register themselves as a speaker by sending their request in advance atleast 03 days prior to meeting mentioning their name, demat account number/ folio number, email id, mobile number at secdept@hckgroup.com. The shareholders who do not wish to speak during the AGM but have queries may send their queries in advance 03 days prior to meeting mentioning their name, demat account number/ folio number, email id, mobile number at secdept@hckgroup.com. These queries will be replied to by the company suitably by email.**

8. **Those shareholders who have registered themselves as a speaker will only be allowed to express their views/ask questions during the meeting.**
9. Only those shareholders, who are present in the AGM through VC/OAVM facility and have not casted their vote on the Resolutions through remote e-Voting and are otherwise not barred from doing so, shall be eligible to vote through e-Voting system available during the AGM.
10. If any Votes are cast by the shareholders through the e-voting available during the AGM and if the same shareholders have not participated in the meeting through VC/OAVM facility, then the votes cast by such shareholders shall be considered invalid as the facility of e-voting during the meeting is available only to the shareholders attending the meeting.

Process for those Shareholders whose email / mobile no. are not registered with the Company / Depositories:

1. For Physical shareholders - please provide necessary details like Folio No., Name of shareholder, scanned copy of the share certificate (front and back), PAN (self-attested scanned copy of PAN card), AADHAR (self-attested scanned copy of Aadhar Card) by email to Company/RTA email id.
2. For demat shareholders - Please update your email id & mobile no. with your respective Depository Participant (DP).
3. **For individual demat shareholders - Please update your email id & mobile no. with your respective Depository Participant (DP) which is mandatory while e-Voting & joining virtual meetings through depository.**

If you have any queries or issues regarding attending AGM & e-Voting from the CDSL e-Voting System, you can write an email to helpdesk.evoting@cdslindia.com or contact at toll free No.: 1800 22 55 33.

All grievances connected with the facility for voting by electronic means may be addressed to Mr. Rakesh Dalvi Sr. Manager, (CDSL) Central Depository Services (India) Limited, A Wing, 25th Floor, Marathon Futurex, Mafatlal Mill Compounds, N M Joshi Marg, Lower Parel (East), Mumbai - 400013 or send an email to helpdesk.evoting@cdslindia.com or call at toll free No.: 1800 22 55 33.

General:

- a) The remote e-voting period commences on Sunday, 06th August 2023 at 9.00 A.M. and ends on Wednesday, 09th August 2023 at 5.00 P.M. A person whose name is recorded in the register of members or in the register of beneficial owners maintained by the depositories as on the cut-off date only shall be entitled to avail the facility of remote e-voting as well as voting in the general meeting. The remote e-voting module shall be blocked by CDSL for e-voting thereafter. Once the vote on a Resolution is cast by the shareholder, the shareholder shall not be allowed to change it subsequently.
- b) After dispatch of the notice, any person who acquires shares of the Company and becomes member of the Company as on the cut-off date i.e. Thursday, 03rd August 2023 may obtain the login ID and password by sending an email to investor@cameoindia.com or secdept@hckgroup.com or helpdesk.evoting@cdslindia.com by mentioning their Folio No./DPID and Client ID No. However, if you are already registered with CDSL for remote e-voting, then you can use your existing user ID and password forecasting your vote.
- c) The voting rights of a member shall be in proportion to his shares in the paid-up equity share capital of the Company as on the cut-off date of i.e. Thursday, 03rd August 2023.
- d) Mr. M. Alagar / Mr. D. Saravanan of M/s. M. Alagar & Associates, Practising Company Secretaries, Chennai, (Firm Registration No.P2011TN078800) has been appointed as Scrutinizer to scrutinize the voting process (electronically or otherwise) in a fair and transparent manner.
- e) The Scrutinizer shall, immediately after the conclusion of voting in the Annual General Meeting held through VC / OAVM, will first count the votes cast in the meeting, and thereafter unblock the votes cast through remote e-voting in the presence of atleast two witnesses not in the employment of the Company and shall make, not later than two days after the conclusion of the AGM, a consolidated scrutinizer's report of the total votes cast in favour or against, if any, to the Chairman or a person authorised by him in writing, who shall counter sign the same and declare the result of the voting forthwith.
- f) The results declared along with the Scrutinizer's Report shall be placed on the Company's website www.hckotharigroup.com/kscl and website of CDSL <http://www.evotingindia.com> and also forward the same to The National Stock Exchange of India Limited simultaneously, where the Company's shares are listed.

Explanatory statement in respect of the Special Business pursuant to section 102 of the Companies Act, 2013.

Item No.4

The Audit Committee and the Board of Directors of the Company at their meetings held on 30th May 2023 appointed Mr. K. Suryanarayanan, Cost Accountant, as Cost Auditor for the Sugar, Distillery & Co-gen units of the Company for the year 2023 - 2024.

As per the provisions of Section 148 of the Companies Act, 2013 and Companies (Audit & Auditors) Rules, 2014, the remuneration payable to the Cost Auditor as recommended by the Audit Committee and approved by the Board of Directors, has to be ratified by the members of the Company.

Accordingly, consent of the Members is sought by way of Ordinary Resolution as set out in Item No. 4 of the Notice to ratify the remuneration of ₹ 1,50,000/- (Rupees One Lakh Fifty Thousand Only) plus applicable taxes and reimbursement of out of pocket expenses to Mr. K.Suryanarayanan, Cost Auditor for the Sugar, Distillery & Co-Gen units of the Company for the year 2023- 2024 which has been duly approved by the Board of Directors after considering the recommendation made by the Audit Committee of the Company at the meeting held on 30th May 2023.

None of the Directors, Key Managerial Personnel of the Company and their relatives is concerned or interested either financially or otherwise, in the Resolution set out at Item No. 4. In terms of Regulation 17(11) of SEBI (Listing Obligations and Disclosure Requirements) Regulations, 2015, the Board of Directors of the Company recommends passing of the Ordinary Resolution set out in Item No. 4 to the shareholders of the Company.

Item No.5

Mrs. Nina B. Kothari was appointed as the Chairperson of the company in April 2015, after the demise of Mr. Bhadrashyam Kothari. Mrs. Nina B. Kothari hails from a family of top industrialists in the country, and she is well versed in the management and administration of business with a good reputation among the business conglomerates. Since her appointment, she has been playing a pivotal role in providing the right strategical advice with unequivocal commitment to strengthening the company's growth. Recognising her role in the progress and growth, spending considerable time and efforts towards improvement of the

company's revenue and profits, it is felt fair and equitable to consider the payment of a commission. Keeping this in mind, the NRC Committee and the Board have recommended payment of a commission.

The Committee also noted that she is the Chairperson of the Corporate Social Responsibility (CSR) Committee and as an Invitee of the other Committees, she attends the Committees' Meetings and Board Meetings of the Company. Though she attends almost all the Meetings, sitting fees are not paid for all committee meetings.

Considering the valuable time and advice given by the Non-Executive Chairperson in deliberating on the strategic and critical issues in the course of the Board meetings and various Committee meetings of the Company and the valuable suggestions and guidance given by her to the management of the Company from time to time with her rich business connect and wide experience, the Board of Directors at their meeting held on 30th May, 2023, based on the recommendation of the Nomination and Remuneration Committee, had recommended to pay Mrs. Nina B. Kothari, a commission of 1% of the Net Profits of the Company as computed in the manner laid down in Section 198 of the Act subject to a minimum of ₹ 50,00,000/- for the year 2023 - 2024 and the said Commission be paid either in a lump sum or in instalments.

Except Mrs. Nina B. Kothari and her relative Mr. Arjun B Kothari, none of the other Directors, Key Managerial Personnel of the Company and their relatives are concerned or interested either financially or otherwise, in the Resolution set out in item no. 5 of this notice.

In terms of Regulation 17(11) of SEBI (Listing Obligations and Disclosure Requirements) Regulations, 2015, the Board of Directors of the Company recommends passing of the Special Resolution set out in Item No. 5 to the shareholders of the Company.

By Order of the Board
for **Kothari Sugars and Chemicals Limited**

Place : Chennai
Date : May 30, 2023

R. Prakash
Company Secretary

ANNEXURE TO THE NOTICE

THE INFORMATION IN RESPECT OF ITEM NO. 2 IN ACCORDANCE WITH REGULATION 36(3) OF THE SEBI (LODR) REGULATIONS, 2015 AND SECRETARIAL STANDARDS-2 (SS-2) ISSUED BY THE INSTITUTE OF COMPANY SECRETARIES OF INDIA ABOUT THE DIRECTOR SEEKING RE-APPOINTMENT IN THIS ANNUAL GENERAL MEETING ARE FURNISHED HEREUNDER.

Particulars	Item No. 2
Name of the Director	Arjun B Kothari
DIN	07117816
Date of Birth	11.09.1991
Date of First Appointment on the Board	08.04.2015
Qualification	Bachelor of Science, Northwestern University, Evanston, Illinois, United States of America & Global Health and European Politics from Paris Institute of Political Studies, Paris, France.
Nature of expertise in specific functional areas	Well recognized for his business acumen and Leadership skills. Proven Leader in making sound commercial Judgements and managing risks and challenges of the business. Strategic thinker with the right capacity to steer the Company.
List of other Listed / Public Companies in which Directorship held	a) Kothari Petrochemicals Limited b) Kothari Safe Deposits Limited
Listed entities from which resigned in the past three years	Nil
Chairman / Member of the Committee of the Board of Director of the Company	<u>Member</u> SRC & CSR <u>Chairman</u> ICAC
Chairman / Member of the Committee of the other Listed / Public companies in which he / she is a Director	a) Kothari Petrochemicals Limited <u>Chairman</u> ICAC <u>Member</u> SRC, CSR & Technical Committee b) Kothari Safe Deposits Limited <u>Chairman</u> Investment Committee
Number of Shares held in the Company (both own or held by/for other persons on a beneficial basis) as on March 31, 2023	54,467 Equity Shares
Relationship with other Directors, Manager and other Key Managerial Personnel of the Company	Mr. Arjun B. Kothari is a relative of Mrs. Nina B. Kothari, Chairperson of the Company.
Number of meetings attended during the year	Please refer Corporate Governance Section.
Not debarred from holding office by order of SEBI or any authority.	

Note: CSR - Corporate Social Responsibility Committee, SRC - Stakeholders Relationship Committee, ICAC - Investment & Credit Approval Committee.

BOARD'S REPORT

To the Members

Your Directors present the 62nd Annual Report of the Company together with the Audited Financial Statements for the year ended March 31, 2023.

Financial Summary & Highlights of the Company

(₹ in Lakhs)

Financial Performance	2022 - 2023	2021 - 2022
Total Income	61,850	43,028
Profit/(Loss) before Interest, Depreciation	6,916	5,646
Interest	389	410
Depreciation	1,404	1,410
Exceptional items (Debit) / Credit	362	110
Profit/(Loss) Before Tax	5,485	3,936
Tax Adjustments including Deferred Tax	1,292	533
Profit / (Loss) after Tax before comprehensive Income	4,192	3,403
Other Comprehensive Income Net of Tax	(23)	(27)
Total Comprehensive Income	4,170	3,376

Financial Highlights

The Company's Profit before Tax for the year ended 31st March 2023 has increased by ₹ 1,549 lakhs to ₹ 5,485 lakhs as compared to ₹ 3,936 lakhs in the previous year. The total income from operations for the year ended 31st March 2023 is ₹ 60,997 lakhs as against ₹ 42,349 lakhs in the previous year. The increase in revenue is mainly due to higher sales volume of Sugar, Power and Bagasse.

Sugar Industry Overview

World Sugar:

The world sugar production during 2022 - 23 Sugar Year (SS) is expected to be around 180.4 million metric tons as against previous year's 172.5 million metric tons. The sugar consumption during 2022 - 23 SS is expected to be 176.2 million metric tons as against 174.7 million metric tons in the previous year. The sugar production in the forthcoming year 2023 - 24 SS is expected to be 182 million metric tons, to end up with a surplus.

India's sugar production for the year 2022 - 23 SS is expected to be around 32.8 million metric tons against previous year's 35.8 million metric tons. This decrease in production is mainly because of the reduction of cane yield in Maharashtra. The sugar consumption in the year 2022-23 SS is expected to be around 27.5 million metric tons.

Tamilnadu's Sugar production for the year 2022 - 23 SS is expected to be around 1.6 million metric tons against previous year's 1.26 million metric tons. The rainfall was

normal in about 60 to 70% of the State's area. However, about 2 districts in central Tamilnadu which are important cane growing areas recorded less rainfall. In addition, due to the higher cost of cane harvesting (manual) and the higher revenue reported in other competitive crops like Paddy, Banana, Cotton etc., the sugarcane planting got affected in most of the factories command area. It's expected that there will be a reduction of fresh sugarcane planting area by around 40% compared to previous year.

The Company's command area received about 26% less rainfall than the decade average rainfall. The fresh cane planting is expected to be around 70% of previous years achievement as the crop failure due to pest and disease incidence in the wet land areas has created fear among farming community. Confidence building measures are being taken up involving Senior Scientists from the Sugarcane Breeding Institute, Coimbatore and Senior officials from the Department of Agriculture, Tamilnadu.

Performance of Business Segment

Sugar

Your Company has crushed 10,87,693 tons of cane and produced 10,38,540 quintals of sugar as against crushing of 8,74,135 tons of cane and sugar production of 8,44,380 quintals in the previous year. In financial year 2022 - 23, the average Sugar recovery was 9.57% as against 9.70% in the previous year. The increase in cane crushing was possible on account of the increased area under sugarcane cultivation and yield.

Alcohol

Your Company has produced 178.22 lakhs litres of alcohol during the financial year 2022 - 23 against 171.96 lakhs litres in the previous year. Your Company has supplied 8.93 lakh litres of Ethanol to Oil Marketing Companies during the ethanol marketing year 2021 - 22. For the marketing year 2022 - 23, against the order of 9.07 lakhs litres, 80,000 litres were supplied till March'23, and the balance quantity will be supplied before October' 2023.

Co-generation of Power

During financial year 2022 - 23, the total power generation was 88.25 million units against 71.66 million units for the corresponding period of 2021 - 22. The increase in power production was due to the increase in cane crushing volume. Long term PPA with TANGEDCO continues for Sathamangalam unit with a tariff of ₹ 4.669/Kw-hr. The surplus power from the Kattur unit is being sold to the open access consumers through bilateral agreements / IEX.

Conservation of Energy / Technology Absorption / Foreign Exchange Earning and Outgo

(a) Conservation of Energy

Sathamangalam unit

Sl. No.	Description	Actual Energy Savings		Capex. (₹ in Lakhs)
		Per Day (in Units)	Annual Cost (₹ in Lakhs)	
1	55 KW VFD for Sugar Cooling tower fan No.2	480	3.29	2.27
2	110 KW VFD for Injection Pump Motor-1	360	2.47	3.39
3	3.7 KW of Planetary Drive for C-After Pug Mill	120	0.82	2.66
4	3.7 KW of Planetary Drive for B-Seed Mingular	120	0.82	2.66
	Total	1080	7.40	10.98

(b) Technology absorption

- To reduce the dependency on labour and to reduce the cost of cultivation of sugar cane, your company has facilitated development of mechanical cane planters to suit the soil and other field conditions prevailing in the command area. These planter machines can do six operations simultaneously thereby reducing the time consumed for planting besides reducing the cost by over 60%. As of now there are 5 planters in operation in both the units area.
- Harvesting of sugar cane is the major labour intensive and expensive activity of sugarcane cultivation. To reduce the cost and to reduce the dependency of labour, your Company has deployed about 32 sugarcane harvesters through entrepreneurs. We hope in the coming years mechanized sugarcane cultivation will play a major role.

Dividend

The Board of Directors met on 30th May 2023 to take account of the full year performance, various growth opportunities, and also took note of the interim dividend of ₹ 0.50 paise per equity share of ₹ 10/- each declared during the year and the same was paid to the shareholders within the stipulated time. After reviewing this, the Board of Directors has decided to recommend a final dividend at the rate of 5% i.e., ₹ 0.50 paise per equity share of ₹ 10/- each for the financial year ended 31st March 2023. If the dividend is approved by the Members at the ensuing Annual General Meeting to be held on 10th August 2023, it will be paid on or before 07th September 2023 to those Members whose names appear in the Company's Register of Members as at the close of business hours on Thursday, 03rd August, 2023. This together with interim dividend of ₹ 0.50 paise per share (5%) already paid, would aggregate to a total dividend of 10% i.e., ₹ 1.00 (Rupees one only) per equity share for the year 2022 - 23.

(c) Foreign exchange earnings and Outgo

(₹ in Lakhs)

Sl. No.	Particulars	2022 - 2023	2021 - 2022
(i)	Total Foreign Exchange inflow	-	-
(ii)	Total Foreign Exchange outflow	199.20	66.18

Awards and Recognition

Sathamangalam

- National Energy Conservation Award:** In appreciation of achievements in energy conservation, the Ministry of Power, Govt. of India, has awarded "National Energy Conservation Award - II prize (2019-21) in Sugar Sector to your Company's Sathamangalam unit. The award was given by the Honourable Minister for Power, Government of India on 14th Dec. 2022.

- (ii) Overall Best Performance award - under Category of Private Sugar Mills in Tamil Nadu Region was received from the Government of Tamilnadu in May 2022.
- (iii) Best Technical Efficiency (2021-22) - Silver award in Tamil Nadu Region was received from the SISSTA on 27.08.2022.

Kattur unit has received Best Distillery-Platinum Award-Tamilnadu Region from the SISSTA in Aug 2022.

Research & Development:

Your Company has started a Research and Development (R & D) unit for the development of value added products from Sugar and molasses. A new R & D facility was built near Sriperumpudur at the cost of ₹ 10 Crores. The unit started functioning from April'23.

Board Meetings

During the year 04 Board Meetings and 04 Audit Committee Meetings were held, the details of which are given in the Corporate Governance Report. The intervening gap between any two meetings was within the period as prescribed under the Companies Act, 2013 and SEBI (Listing Obligations and Disclosure Requirements) Regulations, 2015 and MCA circulars thereon.

Directors and Key Managerial Personnel

Mr. Arjun B Kothari, (DIN 07117816) Director is liable to retirement by rotation at the ensuing 62nd Annual General Meeting and being eligible offers himself for re-appointment.

Mr. Arjun B Kothari, Managing Director, Mr. M. Silvester Goldwin, Whole Time Director, Mr. R. Krishnan, Chief Financial Officer and Mr. R. Prakash, Company Secretary are the Key Managerial Personnel of the Company as per section 203 of the Companies Act, 2013.

Mr. C.V. Krishnan, (DIN: 01606522) was re-appointed as the Independent Director of the Company for a second term of five consecutive years with effect from 28th May 2023 as approved by the shareholders at the 61st AGM. The Board is of the opinion that Mr. C.V. Krishnan is a person of integrity and possess relevant expertise and experience (including the proficiency) of the Independent Director who was appointed during the year.

Declaration from Independent Directors

The Company has received necessary declaration from each Independent Director of the Company under Section 149(7) of the Companies Act, 2013 and Regulation 16 of the SEBI (LODR) Regulations, 2015 that the Independent Directors of the Company continues to meet the criteria of their Independence laid down in Section 149(6) including the confirmations that their names have been included in the Data Bank maintained by the Indian Institute of Corporate Affairs and all the Independent Directors were exempted from undergoing the online proficiency self-assessment test for the Independent Directors pursuant to Rule 6(4) of

Companies (Appointment and Qualification of Directors) Rules, 2014.

During the year under review, the Independent Directors met on February 08, 2023 without the presence of Non - Independent Directors and members of the Management.

Composition of Audit Committee

The details of the composition of Audit Committee are provided in the Corporate Governance Report of this Annual Report. The Board has not rejected any proposal / recommendations of Audit Committee during the year.

Remuneration Policy

The Board has on the recommendation of the Nomination & Remuneration Committee, framed a policy for selection and appointment of Directors, Key Managerial Personnel and Senior Management and their remuneration. The salient features of the Remuneration Policy are stated in the Corporate Governance Report. The Remuneration Policy approved by the Board of Directors is posted on the website of the Company www.hckotharigroup.com/kscl

Vigil Mechanism / Whistle Blower Policy

The Company has a vigil mechanism named "Whistle Blower Policy" to deal with genuine concerns, if any, raised by the Directors / Employees. The details of Vigil Mechanism / the Whistle Blower Policy are explained in the Corporate Governance Report and also posted on the Company's website www.hckotharigroup.com/kscl

Prevention of Insider Trading

The Company has adopted a Code of Prevention of Insider Trading with a view to regulating trading in securities by the Promoters, Directors and Designated Persons of the Company. The Code requires pre-clearance for dealing in the Company's shares and prohibits the purchase or sale of Company's shares by the Promoters, Directors and the designated persons while in possession of unpublished price sensitive information in relation to the Company and during the period when the Trading Window is closed.

Directors' Responsibility Statement

In terms of Section 134(5) of the Companies Act, 2013, the Directors state that:

- (a) in the preparation of the annual accounts, the applicable accounting standards have been followed and there are no material departures;
- (b) the directors had selected such accounting policies and applied them consistently and made judgments and estimates that are reasonable and prudent so as to give a true and fair view of the state of affairs of the company at the end of the financial year and of the profit and loss of the company for that period;
- (c) the directors have taken proper and sufficient care for the maintenance of adequate accounting records in

accordance with the provisions of this Act for safeguarding the assets of the company and for preventing and detecting fraud and other irregularities.

- (d) the directors had prepared the annual accounts on a going concern basis;
- (e) the directors had laid down internal financial controls to be followed by the company and that such internal financial controls are adequate and were operating effectively; and
- (f) the directors had devised proper systems to ensure compliance with the provisions of all applicable laws and that such systems were adequate and operating effectively.

Material changes and commitments

There is no change in the nature of business of the company during the year. There is no material change or commitment affecting the financial position of the company that has occurred since 31st March 2023 to the date of this report.

Share Capital

The paid-up equity share capital of the Company as on March 31, 2023 was ₹ 8,288.86 Lakhs. The Company has neither issued any shares with differential voting rights nor granted stock options or sweat equity.

Annual Return

As required under Section 92(3), copy of Annual Return is placed on the Company's website. The web link to access the annual return is <http://hckotharigroup.com/kscl/?q=node/20>

Auditors

a) Statutory Auditors

The Statutory Auditors of the Company M/s. P. Chandrasekar LLP, Chartered Accountants (Registration No.: 000580S/S200066) has been re-appointed for the second term by the Shareholders at the 61st AGM held on 3rd August 2022 to hold office till the conclusion of the 66th Annual General Meeting of the Company.

As required under SEBI (Listing Obligations and Disclosure Requirements) Regulations, 2015, the Auditors have confirmed that they hold a valid certificate issued by the Peer Review Board of the Institute of Chartered Accountants of India. There are no qualifications or observations, or any adverse remarks made by the Auditors in their Report on the Financial Statements for the year 2022-23 and no fraud was reported by auditors under Section 143(12) of the Companies Act, 2013.

b) Cost Auditor

Pursuant to Section 148 of the Companies Act, 2013 read with the Companies (Cost Records and Audit) Amendment Rules, 2014, the Cost Audit Records

maintained by the Company in respect of its Sugar, Co-gen and Distillery Unit are required to be audited. Your Directors, on the recommendation of the Audit Committee, appointed Mr. K. Suryanarayanan, Cost Accountant in Practice for conducting the audit of cost records of the Company and the remuneration payable to the Cost Auditor is required to be ratified by the Members in a general meeting. Accordingly, a Resolution seeking Member's ratification for the remuneration payable to Mr. K. Suryanarayanan, Cost Accountant, is included at Item No. 04 of the Notice convening this 62nd Annual General Meeting.

c) Secretarial Auditor

Pursuant to the provisions of Section 204 of the Companies Act, 2013 and the Companies (Appointment and Remuneration of Managerial Personnel) Rules, 2014, the Company has appointed Mr. M. Alagar, of M/s. M. Alagar and Associates, Chennai, Company Secretary in Practice to undertake the Secretarial Audit of the Company. The Secretarial Audit Report is forming part of this Annual Report. The Secretarial Report does not contain any qualifications or observations.

Deposits

The Company has not accepted deposits either from the members or public falling within the ambit of Chapter V of the Companies Act, 2013 and the Companies (Acceptance of Deposits) Rules, 2014 during the year, hence, there were no outstanding deposits during and at the end of the financial year 2022 - 2023.

Holding Company

The holding Company, Parvathi Trading and Finance Company Private Limited which held 70.20% in Kothari Sugars and Chemicals Limited (KSCL) got amalgamated with NBK Real Estates Private Limited pursuant to the Scheme of Amalgamation for the Group Companies restructuring as approved by the Hon'ble National Company Law Tribunal, Chennai. Hence, NBK Real Estates Private Limited is the holding company of KSCL holding 70.20% with effect from 15.05.2023. However, the ultimate control of the Company remains with the same individuals, as before.

Significant and Material Orders Passed by the Regulators

There are no significant and material orders passed by the Regulators / Courts which would impact the going concern status of the Company and its future operations.

Internal Financial Control Systems and their Adequacy

The Company has an Internal Control System, commensurate with the size, scale and complexity of its operations. The Internal Audit function is carried out by an independent firm of Chartered Accountants. The scope and authority of the Internal Audit function is defined by the Audit Committee. The Internal Audit Reports are placed before

the Audit Committee on a quarterly basis for its scrutiny and suggestions, if any. The Internal Auditor attends the Audit Committee meetings.

The Internal Auditors monitor and evaluate the efficacy and adequacy of the internal control system in the Company, its compliance with operating systems, accounting procedures and policies at all locations of the Company. Based on the Report of the Internal Auditors, the Company undertakes corrective action in the respective areas and strengthens controls.

Particulars of Loans, Guarantees or Investments

The Company has not given any Loans or Guarantees covered under the provisions of section 186 of the Companies Act, 2013. The details of the general investments made by the company are given in the notes to the financial statements.

Risk Management

Pursuant to the requirement of SEBI (Listing Obligations and Disclosure Requirements) Regulations, 2015, the Company has laid down the procedures to inform Board Members about the risk assessment and minimization procedures. Accordingly, the Company periodically submits the Risk Management Review Report to the Board for its review and suggestions.

Corporate Social Responsibility Policy

Pursuant to the provisions of section 135 and schedule VII of the Companies Act, 2013, Corporate Social Responsibility (CSR) Committee was formed to recommend (a) the policy on CSR and (b) implementation of the CSR Projects or Programs to be undertaken by the Company as per CSR Policy for consideration and approval by the Board of Directors. The policy on CSR as approved by the Board is posted on the Company's website www.hckotharigroup.com/kscl. A detailed Report on CSR activities in the prescribed format is forming part of this Annual Report.

Related Party Transactions

All related party transactions entered during the financial year were on an arm's length basis and in the ordinary

course of business. There were no 'material' contracts or arrangements or transactions, and therefore disclosure in form AOC-2 is not required. All related party transactions are placed before the Audit Committee and the Board for approval. Prior omnibus approval of the Audit Committee is obtained for the transactions which are foreseen and repetitive in nature. For all the transactions entered pursuant to the omnibus approval so granted, a statement giving details of all such transactions is placed before the Audit Committee for their review on a quarterly basis.

The policy on Related Party Transactions as approved by the Board is posted on the Company's website www.hckotharigroup.com/kscl

Annual Performance Evaluation

Pursuant to the provisions of the Companies Act, 2013 and SEBI (Listing Obligations and Disclosure Requirements) Regulations, 2015, the Board has carried out the Annual Performance Evaluation of the Board, its Committees and of individual directors in the format (questionnaire) prescribed by the Nomination and Remuneration Committee of the Company.

The structured questionnaire covers various aspects of the Board's functioning such as adequacy of the composition of the Board and its Committees, Board culture, execution and performance of specific duties, obligations and governance etc. The performance evaluation of the Directors (without participation of the relevant Director) was carried out by the entire Board. The Directors expressed their satisfaction with the evaluation process.

Separate Meeting of Independent Directors

The Independent Directors of the Company had met during the year on 08th Feb 2023 to review the performance of Non-Independent Directors and the Board as a whole, reviewed the performance of the Chairperson of the Company and also assessed the quality, quantity and timeliness of flow of information between the company management and the Board without the presence of the Non-Independent Directors and members of the Management.

Disclosure about Cost Audit

Filing of Cost Audit Report	2022-2023	2021-2022
Due Date	27.09.2023	27.09.2022
Actual Date	30.08.2023 (Tentatively)	22.08.2022
Cost Auditor Details	Mr. K. Suryanarayanan, M.No. 24946, Chennai	Mr. K. Suryanarayanan, M.No. 24946, Chennai
Audit Qualification in Report	-	Nil

Listing with Stock Exchanges

The Company is listed in The National Stock Exchange of India Limited (NSE) and the Stock Code is KOTARISUG & ISIN INE419A01022. The Company confirms that it has paid the Annual Listing Fees for the year 2023 - 2024 to NSE where the Company's Shares are listed.

Corporate Governance and Shareholders Information

Your Company has taken adequate steps to adhere to all the stipulations laid down in the SEBI (Listing Obligations and Disclosure Requirements) Regulations, 2015. A report on Corporate Governance is included as a part of this Annual Report.

Certificate from the Practising Company Secretary confirming the compliance with the conditions of Corporate Governance as stipulated under SEBI (Listing Obligations and Disclosure Requirements) Regulations, 2015 is attached to this Report.

Management Discussion and Analysis Report

A detailed discussion on the industry structure (dealing with world sugar and Indian sugar) as well as on the financial and operational performance is contained in the 'Management Discussion and Analysis Report' that forms an integral part of this Report.

Disclosure under the Sexual Harassment of Women at Workplace (prevention, prohibition and Redressal) Act, 2013

The Human Resources Department created an "Internal Complaints Committee" for the prevention and redressal of sexual harassment of women at workplace as per the requirement of Sexual harassment of Women at Workplace (Prevention, Prohibition & Redressal) Act 2013. There were no incidents of sexual harassment reported during the year under review, in terms of the provisions of the Sexual Harassment of Women at Workplace (Prevention, Prohibition and Redressal) Act, 2013.

Particulars of Employees

Disclosures pertaining to remuneration and other details as required under Section 197 (12) of the Companies Act, 2013 read with Rule 5 of the Companies (Appointment and Remuneration of Managerial Personnel) Rules, 2014 are provided in the Annual Report.

Particulars pursuant to Section 197(12) and the relevant Rules:

- a) The ratio of the remuneration of each director to the median employee's remuneration for the financial year and such other details: Except Mr. Arjun B. Kothari, Managing Director and Mr. M. Silvester Goldwin, Whole Time Director of the Company, no other director was in receipt of remuneration except sitting fees.

Sl. No.	Name	Designation	Ratio
(i)	Mr. Arjun B. Kothari	Managing Director	87:1
(ii)	Mr. M. Silvester Goldwin	Whole Time Director	26.11:1

- b) The percentage increase in remuneration of each Director, Chief Financial Officer, Chief Executive Officer, Company Secretary or Manager, if any, in the financial year:

Sl. No.	Name	Designation	Percentage of Increase
(i)	Mr. Arjun B. Kothari	Managing Director	As approved by the Shareholders
(ii)	Mr. M. Silvester Goldwin	Whole Time Director	10%
(iii)	Mr. R. Krishnan	Chief Financial Officer	10%
(iv)	Mr. R. Prakash	Company Secretary	10%

- c) 5.05% increase has been reported in the median remuneration of employees in the financial year.
- d) The number of permanent employees on the rolls of the company as on 31st Mar 2023: 521.
- e) Increase of remuneration for employees was in the varying range of 5% to 22% and for KMP the increase was 10% for the year.
- f) We affirm that the remuneration paid during the period under review is as per the Remuneration Policy of the Company.

Compliance with Secretarial Standards

The Company complies with all applicable secretarial standards issued by the Institute of Company Secretaries of India.

Cautionary Statement

Statements in this Report, particularly those which relate to Management Discussion and Analysis describing the Company's objectives, projections, estimates and expectations may constitute 'forward looking statements' within the meaning of applicable laws and regulations. Actual results may differ from those either expressed or implied in the statement depending on the circumstances.

Acknowledgement

Your Directors thank the Banks, Customers, Farmers, Financial Institutions, Government Authorities, Suppliers and Shareholders for their continued support. Your Directors also place on record their appreciation for the services rendered by the employees of the Company.

On behalf of the Board
for **Kothari Sugars and Chemicals Limited**

Place : Chennai

Date : May 30, 2023

Nina B. Kothari
Chairperson

Information as per Section 197(12) of the Companies Act, 2013 & Rule 5 of the Companies (Appointment and Remuneration of Managerial Personnel) Rules, 2014 and forming part of the Directors' Report for the year ended March 31, 2023

Sl. No	Name	Designation	Qualification	Gross Remuneration (₹ in Lakhs)	Nature of Employment (Contractual or otherwise)	Date of Commencement of Employment	Age (in years)	Experience	Last or previous employment	No. of Equity Shares held	Relative of Director or Manager
1	Arjun B Kothari	Managing Director	B.Sc, Northwestern University, USA & Global Health and European Politics from Paris Institute of Political Studies, Paris, France	298.10	Permanent	08.04.2015	31	9	General Electric Company, USA	54,467 0.07%	Mr. Arjun B. Kothari is the relative of Mrs. Nina B. Kothari, Chairperson of the company
2	M. Silvester Goldwin	Whole Time Director	B. Tech. (Mechanical)	92.07	Permanent	27.07.1998	55	35	Miltech Engineers	-	-
3	R. Krishnan	Chief Financial Officer	B. Com., ICWA (Inter)	42.85	Permanent	23.10.2009	58	37	TTK Ltd.	-	-
4	D. Sathiyarayanan	General Manager-Tech Services	B.E. (Mechanical) B.O.E., AVSI	39.48	Permanent	01.08.2016	53	31	Prudential Sugars	-	-
5	R. Prakash	Company Secretary	M.com., FCS., LLB	36.61	Permanent	01.05.2010	46	16	Kothari Petrochemicals Ltd.	-	-
6	V. Ramachandran	Senior General Manager - Technical	B.E., (Mech), B.O.E., M. Tech. (Enviro Engg)	31.62	Permanent	19.08.1994	57	33	Veesons Energy Systems	-	-
7	P. Karthikeyan	Senior Manager - TLS	B.E. (Instrumentation)	27.07	Permanent	04.06.2007	41	20	Mawana Sugars	5,000 0.01%	-
8	S. Pushparaj	General Manager-Distillery	Fermentation & Alcohol Technologist (IFAT)	26.02	Permanent	14.08.2000	54	31	Mohan Breweries	-	-
9	R. Ravichandran	DGM - Process	B.Sc., Chemistry AVSI	21.31	Permanent	01.12.1995	53	27	New Horizon Sugar Mills Ltd.	-	-
10	P. Ilavarasan	DGM - Cane	B.Sc. Agri	21.13	Permanent	09.02.1999	50	27	Northern Minerals Ltd	-	-

Notes:

- Remuneration shown above includes salary, bonus, and contribution to provident fund, superannuation fund and perquisites valued as per Income Tax Rules, wherever applicable and in other cases at actual cost to the Company.

REPORT ON CORPORATE SOCIAL RESPONSIBILITY (CSR) ACTIVITIES

1. A brief outline of the company's CSR policy, including overview of projects or programs proposed to be undertaken and a reference to the web-link to the CSR policy and projects or programs.

In alignment with the "Vision" of the company, Kothari Sugars and Chemicals Limited (KSCL), through its CSR initiatives, will continue to enhance value creation in the society and in the community in which it operates, through its services, conduct & initiatives, so as to promote sustained growth for the society and community, in fulfillment of its role as a socially responsible corporate, with environmental concern.

The policy encompasses the Company's philosophy its responsibility as a corporate citizen and lays down the guidelines and mechanism for undertaking socially useful programs for welfare & sustainable development of the community at large.

This policy shall apply to all CSR initiatives and activities taken up by the Company, for the benefit of different segments of the society, specifically the deprived, under privileged and differently abled persons.

For the purpose of focusing its CSR efforts in a continued and effective manner, the Company takes CSR initiatives covering mainly the poor and needy section of the society living in different parts of India, would normally be considered on the activities covered under Schedule VII of the Companies Act, 2013 and amendments thereon. As per the Section 135 of the Companies Act, 2013 the Company shall give preference to the local area and areas around it where it operates, for spending the amount earmarked for CSR activities within the State / States in India.

2. The Composition of the CSR Committee

The Company has constituted the CSR Committee with the following Directors:

Sl. No.	Name of the Directors	Designation / Nature of Directorship	Number of meetings held during the year	Number of meetings attended during the year
(i)	Mrs. Nina Bhadrashayam Kothari	Chairperson (Non-Executive & Non-Independent)	01	01
(ii)	Mr. Arjun B. Kothari	Member (Executive & Non-Independent)	01	01
(iii)	Mr. P. S. Balasubramaniam	Member (Independent)	01	01
(iv)	Mr. P. S. Gopalakrishnan	Member (Independent)	01	01

3. Details of the web link where Composition of the CSR committee, CSR Policy and CSR Projects approved by the Board are disclosed on the website of the company

<http://www.hckotharigroup.com/kscl/sites/default/files/CSR%20Policy%20with%20Annual%20action%20plan%202022-23.pdf>

4. Details of executive summary along with web-link(s) of Impact assessment of CSR projects carried out in pursuance of sub-rule (3) of rule 8 of the Companies (Corporate Social responsibility Policy) Rules, 2014, if applicable (attach the report).

Not Applicable

5. (a) Average net profit of the company as per section 135(5)

(₹ in Lakhs)

Sl. No.	For the Financial Year	Annual Net Profit
(i)	2021 - 2022	3,693.40
(ii)	2020 - 2021	2,085.31
(iii)	2019 - 2020	1,785.47
	Total	7,564.18
	Average Annual Net Profit	2,521.39

(b) Two percent of average net profit of the company as per section 135(5).

2% of Average Net Profit works out to ₹ 50.43 Lakhs

(c) Surplus arising out of the CSR projects or programs or activities of the previous financial years.

Nil

(d) Amount required to be set off for the financial year, if any

Nil

(e) Total CSR obligation for the financial year (5b+5c-5d): ₹ 50.43 Lakhs

6. (a) Amount spent on CSR Projects (both ongoing project and other than ongoing project):

₹ 50,43,000/- was spent on other than ongoing projects for the financial year 2022 - 2023 and no ongoing project was approved during the financial year.

(b) Amount spent in Administrative Overheads : Nil

(c) Amount spent on Impact Assessment, if applicable : Nil

(d) Total amount spent for the Financial Year (6a+6b+6c) : ₹ 50,43,000

(e) CSR Amount spent or unspent for the financial year : (Amount Unspent (in ₹))

Total amount spent for the Financial year (amount in ₹)	Total Amount transferred to Unspent CSR Account as per Section 135(6).		Amount transferred to any fund specified under Schedule VII as per second proviso to section 135(5).		
	Amount	Date of Transfer	Name of the Fund	Amount	Date of Transfer
₹ 50,43,000	Nil		Nil		

(f) Excess amount for set off, if any : Nil

S. No.	Particulars	Amount (in ₹)
(i)	Two percent of average net profit of the company as per section 135(5)	50,43,000
(ii)	Total amount spent for the Financial Year	50,43,000
(iii)	Excess amount spent for the financial year [(ii) - (i)]	0
(iv)	Surplus arising out of the CSR projects or programs or activities of the previous financial years, if any	0
(v)	Amount available for setoff in succeeding financial years [(iii) - (iv)]	0

7. (a) Details of Unspent CSR amount for the preceeding three financial years:

Sl. No.	Preceding Financial Year	Amount transferred to Unspent CSR Account under section 135(6) (in ₹)	Amount spent in the reporting Financial Year (in ₹)	Amount transferred to any fund specified under Schedule VII as per section 135(6), if any.			Amount remaining to be spent in succeeding financial years (in ₹)
				Name of the Fund	Amount (in ₹)	Date of transfer	
Not Applicable							

8. Whether any capital assets have been created or acquired through Corporate Social Responsibility amount spent in the Financial Year :

- **Yes** ○ **No**

If yes, enter the number of Capital assets created / acquired : 01

Furnish the details relating to such asset(s) so created or acquired through Corporate Social Responsibility amount spent in the Financial Year

Sl. No.	Short particulars of the property or asset(s) (including complete address and location of the property)	Pincode of the property or asset(s)	Date of Creation	Amount of CSR amount spent (Amount in Rs.)	Details of entity / Authority / Beneficiary of the registered owner		
					CSR Registration Number, if applicable	Name	Registered Address
1	Additional Rest rooms for HC Kothari Balavihar Matriculation School M/s. Kothari Sugars & Chemicals Limited - Kattur Unit Campus Lalgudi Taluk, Trichy - 621706	621706	As on 31 st March 2023	50,43,000	CSR00005717	HCK Educational & Development Trust	No.18, Mahatma Gandhi Road, Nungambakkam, Chennai - 600 034

9. Specify the reason(s), if the company has failed to spend two percent of the average net profit as per section 135(5) :

2% of the average net profit has been spent during the financial year 2022 - 2023.

Place: Chennai
Date : May 30, 2023

Arjun B Kothari
 Managing Director
 DIN: 07117816

Nina B. Kothari
 Non executive Director &
 Chairperson of the CSR Committee
 DIN: 00020119

**Form No. MR - 3
SECRETARIAL AUDIT REPORT**

For the Financial Year ended March 31, 2023

**[Pursuant to Section 204(1) of the Companies Act, 2013 and Rule 9 of the
Companies(Appointment and Remuneration of Managerial Personnel) Rules, 2014]**

To

The Members

Kothari Sugars and Chemicals Limited

Kothari Buildings, No.115, Nungambakkam High Road,
Nungambakkam, Chennai - 600 034.

We have conducted the Secretarial Audit in compliance of applicable statutory provisions and the adherence to good corporate practices by **Kothari Sugars and Chemicals Limited** herein after called (“**the Company**”). Secretarial Audit was conducted in a manner that provided us a reasonable basis for evaluating the corporate conducts/ statutory compliances and expressing our opinion thereon.

Based on our verification of the Company’s books, papers, minute books, forms and returns filed and other records maintained by the Company and also the information provided by the Company, its officers, agents and authorized representatives during the conduct of secretarial audit, we hereby report that in our opinion, the Company has, during the audit period covering the Financial Year ended March 31, 2023 (“**Audit Period**”) complied with the statutory provisions listed hereunder and also that the Company has proper Board processes and compliance mechanism in place to the extent, in the manner and subject to the reporting made hereinafter:

We have examined the books, papers, minute books, forms and returns filed and other records maintained by “the Company” for the Financial Year ended March 31, 2023 according to the provisions of:

1. The Companies Act, 2013 (‘Act’) and the rules made thereunder, as amended from time to time including Secretarial Standards issued by the Institute of Company Secretaries of India (‘ICSI’) and as mandated by the Companies Act, 2013.
2. The Securities Contracts (Regulation) Act, 1956 (‘SCRA’) and the rules made thereunder; as amended from time to time;
3. The Depositories Act, 1996 and the Regulations and Bye-laws framed thereunder, as amended from time to time;
4. Foreign Exchange Management Act, 1999 and the rules and regulations made thereunder to the extent of Foreign Direct Investment, Overseas Direct Investment and

External Commercial Borrowings, as amended from time to time; (Not applicable for the Company for the audit period)

5. The following Regulations and Guidelines prescribed under the Securities and Exchange Board of India Act, 1992 (‘SEBI Act’); as amended from time to time;
 - (a) The Securities and Exchange Board of India (Substantial Acquisition of Shares and Takeovers) Regulations, 2011;
 - (b) The Securities and Exchange Board of India (Prohibition of Insider Trading) Regulations, 2015;
 - (c) The Securities and Exchange Board of India (Issue of Capital and Disclosure Requirements) Regulations, 2018. (There were no events requiring compliance during the audit period);
 - (d) The Securities and Exchange Board of India (Share Based Employee Benefits and sweat equity) Regulations, 2021; (Not applicable to the Company during the audit period)
 - (e) The Securities and Exchange Board of India (Registrars to an Issue and Share Transfer Agents) Regulations, 1993 regarding dealing with client;
 - (f) The Securities and Exchange Board of India (Listing Obligations and Disclosure Requirements) Regulations, 2015.
 - (g) Securities and Exchange Board of India (Depositories and Participants) Regulations, 2018.
 - (h) The Securities and Exchange Board of India (Delisting of Equity Shares) Regulations, 2021; (There were no events requiring compliance during the audit period) and
 - (i) The Securities and Exchange Board of India (Buyback of Securities) Regulations, 2018. (There were no events requiring compliance during the audit period)

We report that having regard to the compliance system prevailing in the Company and on examination of the relevant documents and records in pursuance thereof on test check-basis, the Company has complied with the following Labour and Industrial Laws specifically applicable to the Company, as listed below, as amended from time to time;

1. The Factories Act, 1948
2. The Sugar Cess Act, 1982
3. The Sugarcane Control (Order), 1966
4. The Sugar (Packing and Marking) Order, 1970
5. Sugar Development Fund Act, 1982
6. Food Safety and Standards Act, 2006
7. The Boiler Act, 1923
8. The Legal Metrology Act, 2009
9. Environmental Protection Act, 1986
10. Essential Commodities Act, 1955, and orders issued thereunder
11. The Tamilnadu Molasses Control and Regulation Rules, 1958
12. The Tamilnadu Sugarcane (Regulation of Purchase Price) Act, 2018
13. Tamilnadu Tax on consumption or sale of Electricity Act, 2003
14. The Contract Labour (Regulation and Abolition) Act, 1970
15. The Employees Compensation Act, 1923
16. The Employees' Provident Funds & Miscellaneous Provisions Act, 1952
17. The Employment Exchanges (Compulsory Notification of Vacancies) Act, 1959
18. The Equal Remuneration Act, 1976 and The Equal Remuneration Rules, 1976
19. The Industrial Disputes Act, 1947
20. The Inter-State Migrant Workmen (Regulation of Employment and Conditions of Service) Act, 1979
21. The Maternity Benefit Act, 1961
22. The Minimum Wages Act, 1948
23. The Payment of Bonus Act, 1965
24. The Payment of Gratuity Act, 1972
25. The Payment of Wages Act, 1936
26. The Sexual Harassment of Women at Workplace (Prevention, Prohibition and Redressal) Act, 2013
27. The Tamil Nadu Industrial Establishments (Conferment of Permanent Status to Workmen) Act, 1981
28. The Tamil Nadu Labour Welfare Fund Act, 1972
29. The Tamil Nadu Payment of Subsistence Allowance Act, 1981
30. The Tamil Nadu Shops and Establishments Act, 1947
31. The Tamil Nadu Tax on Professions, Trades & Callings and Employments Act, 1992
32. The Maharashtra Shops And Establishments (Regulation Of Employment and Conditions of Service) Act, 2017

33. The Tamil Nadu Control of Industrial Major Accident Hazards Rules, 1994
34. The Environment (Protection) Rules, 1986

During the period under review, the Company has complied with the provisions of the Act, Rules, Regulations, Guidelines and Standards, etc., mentioned above.

We further report that the Board of Directors of the Company is duly constituted with proper balance of Executive Directors, Non-Executive Directors, Independent Directors and Woman Director. The changes in the composition of the Board of Directors that took place during the period under review were carried out in compliance with the provisions of the Act.

Adequate notice is given to all directors to schedule the Board Meetings, agenda and detailed notes on agenda were sent to them at least seven days in advance or as the case may be, and a system exists for seeking and obtaining further information and clarifications on the agenda items before the meeting and for meaningful participation at the meeting.

We further report that there are adequate systems and processes in the Company commensurate with the size and operations of the Company to monitor and ensure compliance with applicable laws, rules, regulations and guidelines.

We further report that during the audit period, except the events listed below no other events occurred which had any major bearing on the Company's affairs in pursuance of the above referred laws, rules, regulations, guidelines, and standards and that the Company has complied with such of those relevant clauses thereto which are applicable:

The Company has declared and paid interim dividends of ₹ 0.50/- per equity share of ₹10/- each on February 08, 2023.

For M. Alagar & Associates
(Practising Company Secretaries)
 Peer Review Certificate No: 1707 / 2022

M. Alagar
 Managing Partner
 FCS No: 7488
 COP No: 8196

Place : Chennai
Date : May 10, 2023

UDIN : F007488E000285007

This report is to be read with our letter of even date which is annexed as Annexure A and forms an integral part of this report.

ANNEXURE TO SECRETARIAL AUDIT REPORT

‘Annexure A’

To

The Members

Kothari Sugars and Chemicals Limited

Our report is to be read along with this letter.

1. Maintenance of secretarial record is the responsibility of the management of the Company. Our responsibility is to express an opinion on these secretarial records based on our audit.
2. We have followed the audit practices and processes as were appropriate to obtain reasonable assurance about the correctness of the contents of the Secretarial records. The verification was done on test basis to ensure that correct facts are reflected in secretarial records. We believe that the processes and practices, we followed provide a reasonable basis for our opinion.
3. We have not verified the correctness and appropriateness of financial records and Books of Accounts of the Company.
4. Wherever required, we have obtained the Management representation about the compliance of laws, rules and regulations and happening of events etc.
5. The compliance of the provisions of Corporate and other applicable laws, rules, regulations, standards is the responsibility of management. Our examination was limited to the verification of procedures on test basis.
6. The Secretarial Audit report is neither an assurance as to the future viability of the Company nor of the efficacy or effectiveness with which the management has conducted the affairs of the Company.

For M. Alagar & Associates
(Practising Company Secretaries)
Peer Review Certificate No: 1707 / 2022

M. Alagar
Managing Partner
FCS No: 7488
COP No: 8196
UDIN : F007488E000285007

Place : Chennai
Date : May 10, 2023



Management Discussion and Analysis

Industry Structure and Development

World Sugar

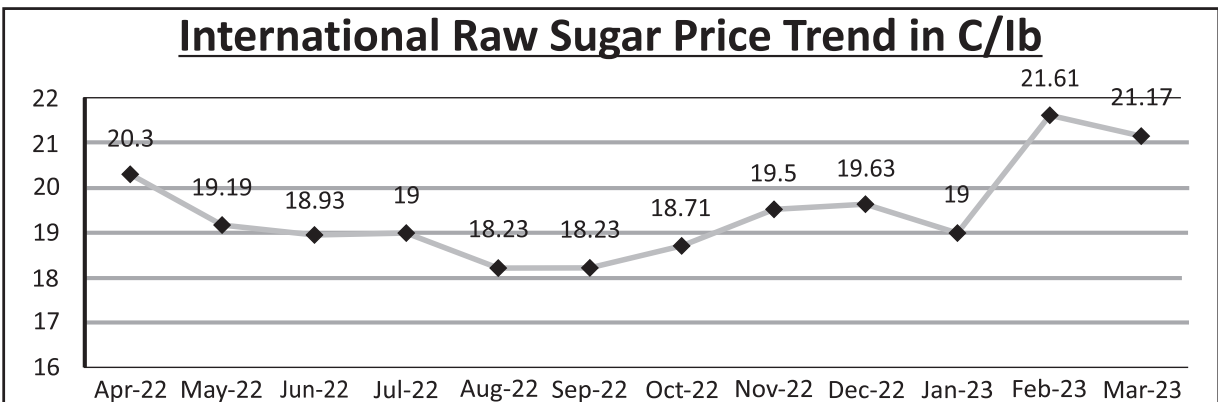
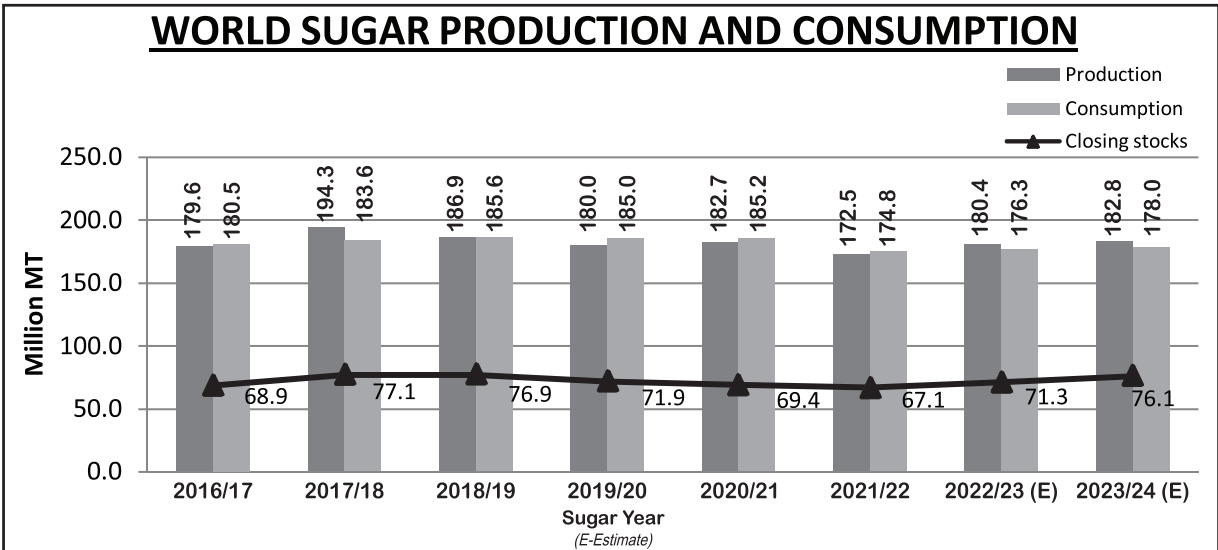
The global sugar production during the year 2022-2023 Sugar Year (SS) is expected to be around 180.4 million metric tons as against 172.5 million metric tons reported in the previous year. The consumption during 2022 - 2023 SS is expected to be around 176.2 million metric tons against 174.7 million metric tons in the previous year. Sugar production during the forthcoming year 2023 - 2024 SS is expected to marginally improve to around 182 million metric tons and the estimated consumption is around 177 million metric tons resulting in a surplus of about 5 million metric tons.

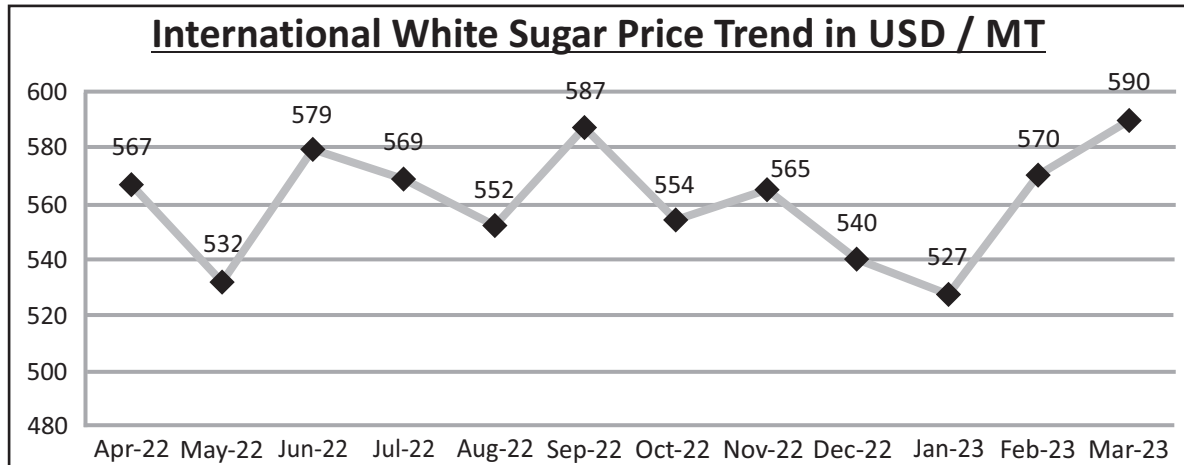
Sugar production in Brazil is expected to increase during the year 2022- 2023 SS due to diversion of more cane juice to sugar production than the earlier estimate. The industry is focusing on increasing sugar production to take advantage of better sugar price and demand in the international market.

In Thailand the production is expected to be around 11.5 million metric tons which will be higher by around 1 million metric tons than previous season. EU's sugar production during 2022-23 is expected to reduce than previous season.

The U.S. Climate Prediction Centre in its report has raised the likelihood of an El Nino weather pattern which emerges between August and October months from 61% to 74%. If that El Nino pattern occurs, it could bring heavy rains to Brazil and drought to India, negatively impacting sugar production. The last time El Nino brought dryness to sugar crops in Asia was in the years 2015 and 2016.

The sugar price in the international market has improved significantly making exports from India very attractive. However, export from India is restricted to protect the domestic consumers.





Indian Sugar

India's sugar production during the sugar year 2022 - 23 is expected to be around 32.8 million metric tons as against previous sugar year's production of 35.8 million metric tons. The lower sugar production is mainly due to reduction in Maharashtra owing to poor crop yield and diversion of more sugar to ethanol. The sugar consumption in 2022-23 is expected to be around 27.5 million metric tons against previous year's 27.2 million metric tons.

It is pertinent to note that around 4.0 million metric tons of sugar (in the form of sugarcane juice or B-Heavy molasses) is expected to be diverted to ethanol production, which is excluded in the current sugar year's estimated production of 32.8 million metric tons.

In the beginning of the year 2022-23, the opening stock of sugar was 6.8 million metric tons as against previous year's stock of 7.2 million metric tons. The expected closing stock at the end of sugar year 2022 - 23 would be around 5.7 million metric tons after considering the current sugar year's expected export of 6.0 million metric tons.

For the sugar season 2022-23, the Government of India has fixed Fair and Remunerative Price (FRP) for Sugarcane, linked to 10.25% recovery at ₹ 3,050 per ton. A premium / rebate @ ₹ 30.50 / ton of sugarcane is applicable for the increase / decrease in recovery of every 0.1% from 10.25% recovery. However, sugar factories having recovery of 9.5% or less, the FRP is fixed at ₹ 2,821.25 / ton. Though, the sugarcane procurement price has been increased in the past two seasons, the Minimum Selling Price (MSP) of Sugar, which was fixed at ₹ 31/Kg in February 2019 has not been increased.

The Government of India has not announced any incentive for sugar export. However, since the sugar price in the international market is reasonably good, export from India is quite profitable. The total export in the season 2022-23 is expected to be at 6.0 million metric tons as against 11.2 million metric tons of previous year.

In order to protect the domestic consumers of sugar and to stabilise the sugar price in the domestic market, Government of India has banned further exports beyond 6.0 million metric tons.

On the ethanol front, as much as 440 crore litre of ethanol was blended in petrol during the supply year ending November 30, 2022. For the next year, 540 crore litres procurement is being targeted with an eye to start larger volumes of blending. India saved as much as ₹ 53,894 crore in forex outgo from 10 per cent blending besides benefiting the farmers.

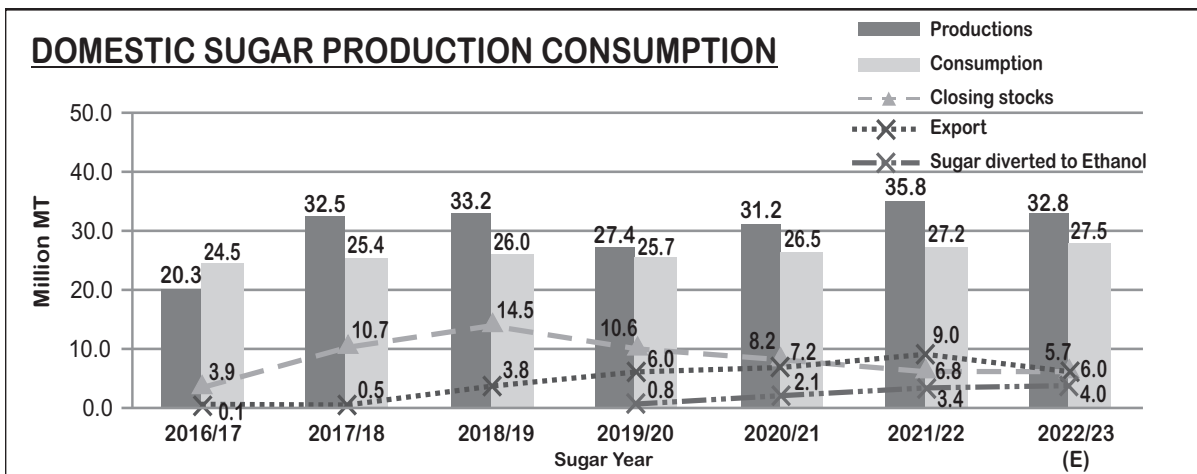
E-20 (blending 20% ethanol with petrol) has been launched in Feb.'23. In the first phase, E-20 petrol is made available at 84 petrol pumps of three State-owned fuel retailers in 11 States/UTs. and in the next two years it will be expanded throughout the Country.

Government Policies

Government of India (GOI) has taken the following measures:

- (a) GOI is continuing the monthly release mechanism for sugar which was re-introduced from Jan 2019.
- (b) For the marketing year 2022-23, the Ethanol procurement price has been fixed as ₹ 49.41 per litre for the Ethanol produced from C-molasses, ₹ 60.73 per litre for the Ethanol produced from BH-molasses and ₹ 65.61 per litre for the Ethanol produced from 100% sugarcane juice / syrup.
- (c) **Ethanol policy:**

In June 2021, the Government of India has announced "Roadmap for ethanol blending in India 2020-25". Under this road map, 20% blending of ethanol with petrol is envisaged by Ethanol marketing year 2025 - 2026 which will absorb substantial portion of surplus sugar in the country.



Tamil Nadu Government has taken the following measures:

- (a) As per Tamilnadu Sugarcane (Regulation of purchase price) Act 2018, Act no. 23, the cane price payable shall be as per the revenue sharing formulae or FRP, whichever is higher.
- (b) The Government of Tamilnadu has disbursed a production incentive at the rate of ₹195/ton directly to the farmers for the sugarcane supplied during crushing season 2021-22. For the crushing season 2022-23 also, Government has announced in the budget that the same amount of ₹ 195/ton of cane will be paid to the farmers.

(c) TN Ethanol Policy:

During March '23, TN Government has also announced the Ethanol blending policy 2023. The policy envisages achieving self-sufficiency in ethanol production and attracting investments in the sector.

Opportunities and Threats

The Central Government's push to produce more ethanol, by granting subsidies to build more ethanol plants and by increasing procurement prices of ethanol produced from B-Heavy molasses and 100% sugar cane juice is helping the industry in a big way by absorbing significant portion of surplus sugar production. In the long run, India will have the option of balancing both sugar and ethanol production based on the market requirement. The Govt. Policies like MSP and monthly sugar release mechanism would help in stabilisation of the sugar price.

Reduction of Agricultural labour force in Tamilnadu and the sharp increase in the labour cost will have serious impact on the sugarcane cultivation in the long run. Therefore mechanisation of sugarcane cultivation is to be expedited.

Vagaries in the monsoon pattern will have impact on the availability of sugar cane which is the major raw material. Any further increase in Fair and Remunerative Price, for the sugarcane, for the sugar season 2023-24 will have impact on the financials of the company if the Minimum Selling Price of sugar is not proportionately raised.

Segment-wise or product-wise performance of the Company

Sugar:

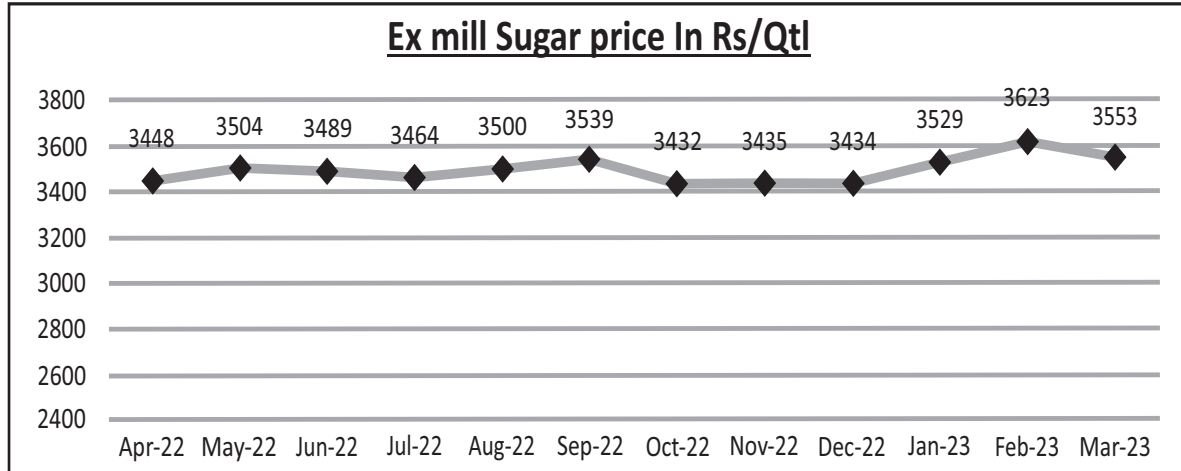
In 2022-23 financial year, 10,87,693 tons of sugarcane was crushed as against previous year's 8,74,135 tons. This increase of 24.4% in crushing volume is possible due to marginal increase in the cane planting area and sugarcane yield improvement. Favorable agro-climatic conditions like near normal rainfall coupled with supportive government policies and incentives and various service support extended by the company has helped in improvement of cane volume.

Power:

Power generation in the financial year 2022 - 23 was 882.5 lakh units against previous year's 716 lakh units. This increase in power generation is attributable to higher cane crushing. Long term PPA with TANGEDCO continues for Sathamangalam unit with a tariff of ₹ 4.669/Kw-hr. The tariff revision is due from April' 22 onwards. From Kattur unit, power is being sold to open access consumers and IEX.

Alcohol:

During the financial year 2022-23, the total alcohol production was 17,822 KL against previous year's total production of 17,196 KL. This total production includes 893 KL of Ethanol production. As the availability of own molasses was inadequate, the company had procured 33,000 metric tons of molasses from other factories in the state and operated distillery for the maximum possible number of days.



Quantitative Performance details:

The Company is engaged in three major segments, namely Sugar, Cogeneration of power (Cogen) and Distillery. The segment wise performance for the year is as under:

Particulars	Sugar (Tonnes)	Power & Other (Lakh Units)	Distillery (Lakh litre)
Production	1,03,854	882	178
Sales	1,03,414	453	176
	(₹ in Lakhs)		
Sales	36,063	13,789	10,237
Operating Profit	(952)	3,013	5,208

Out Look:

India's Sugar production for the season 2023-24 is estimated to be around 33 million metric tons after considering diversion of sugarcane juice / syrup / B heavy molasses. This will result in surplus sugar availability in the market and hence the price of sugar is likely to be under pressure. The global sugar production is expected to be around 182 million metric tons and consumption is estimated to be around 178 million metric tons. The predictions of El Nino setting during southwest monsoon period in India during 2023 is expected to have impact on the rainfall and weather pattern.

Risk and Concerns

Industry Risk

Whenever there is surplus sugar production in the country the selling price falls below the cost of production. Most of the times when India produces surplus sugar, the Global sugar production also becomes surplus. Hence, exports also become unviable.

Risk Mitigation

Ethanol production capacity should be increased to absorb surplus sugar available in the market for stabilisation of sugar price in the long run. Development of alternate usage of sugar and positive and proactive policies by the Government are the key drivers. The monthly sugar release mechanism and minimum selling price for sugar introduced by the Central Government helps in stabilisation of sugar price.

Risk specific to the Company

Though the Northeast Monsoon (NEM) rainfall during 2022 was reported as normal, your factory command area received less rainfall than a decade average. This will adversely affect raw material availability for the company, which will affect overall capacity utilization.

Risk Management

Your company gives top priority for development of sugar cane in the command area by optimizing utilisation of all resources.

A few major initiatives taken by the company are given below.

- (i) Working on development of new sugar cane clones having characteristics like higher yield, high sugar recovery, early maturing, drought tolerant, pest & disease resistant etc., in association with SISMA, TNAU and Sugar cane Breeding Institute, Coimbatore.
- (ii) Bulk planting of high yield and high sugar varieties like Co-86032, CoV-09356, Co -11015, COG-7 etc., in both the units command area.
- (iii) Educating farmers on modern cultivation practices
- (iv) by organising technical seminars, providing technical support, demonstrating modern practices in Demo plots, etc.

- (v) Providing technical and financial support to the farmers on development of irrigation infrastructure such as well deepening, lift irrigation, installation of new bore/pumps etc.
- (vi) Promoting water conservation systems like micro irrigation system in association with the State Agriculture department.
- (vii) Mechanization of cane cultivation right from ploughing to harvest to the possible extent to reduce the cultivation cost to the farmers and to reduce the dependency on labour.

Discussion on Financial Performance with respect to Operational Performance

Operational Review and State of Affairs

Production Performance	2022 - 2023	2021 - 2022
No of crushing days:		
Kattur Unit	184	146
Sathamangalam Unit	187	163
Cane Crushed (tons)	10,87,693	8,74,135
Sugar Recovery (%)	9.57	9.70
Sugar Produced from cane (Quintals)	10,38,540	8,44,380
Alcohol Produced (KL)	17,822	17,196
Power Produced (lakh kwh)	882	716

Due to the increase in sugarcane availability the crushing has increased by over 24% compared to the previous year. The FRP (Fair and Remunerative Price) has risen by 5%, Chemicals etc. increased by 13% and packing costs were reduced by 8% during the operating year. The realization from sale of sugar improved by 3%. This resulted in the sugar segment posting a lower loss.

In the distillery segment the profitability marginally decreased due to lower sales, which is down by 8% with marginal increase in production by 4%. However, the realization of distillery products improved 7%.

Power segment profitability significantly improved owing to sale of bagasse.

The finance cost decreased by around 5% compared to the previous year due to repayment of term loans, and a reduction in usage of short-term borrowings despite higher interest rates announced by RBI from time to time.

Internal Control Systems and their adequacy

The Company has established a system of internal control across all its business operations and for safeguarding the Assets. The functions of Internal Audit are carried out by an Independent firm of Chartered Accountants, who submit their Reports on a quarterly basis to the Management. These Reports are placed before the Audit Committee at its meetings for review.

The Board, Audit Committee and the Management ensure that the internal financial control system operates effectively, and they periodically review the effectiveness of internal control system in order to ensure due and proper implementation and due compliance with applicable laws, accounting standards and regulatory norms.

The Internal Auditors review the adequacy of internal control systems and suggest necessary checks and balances to ensure and increase the effectiveness of the system and that the policies are in place for approval and control of expenditure.

Human Resources / Industrial Relations

Human resources are the most important resources in an organization and need to be used efficiently, because success, stability and growth of an organization depend on its ability in acquiring, utilizing and developing the human resources for the benefit of the organization. Employees attend a series of training sessions on Technical and soft skills as part of Employee Development Program. Special Onsite Program and In-house Training program were conducted on safety. During the year, industrial relations have continued to be cordial, conducive, and mutually productive.

The Human Resources Department created an Internal Complaint Committee for the prevention and redressal of sexual harassment of women at workplace as per the requirement of Sexual Harassment of Women at Workplace (Prevention, Prohibition & Redressal) Act 2013. There were no incidents of sexual harassment reported during the year under review, in terms of the provisions of the Sexual Harassment of Women at Workplace (Prevention, Prohibition and Redressal) Act, 2013.

Total number of employees as on 31st March 2023 was 521 in respect of sugar and allied operations.

Key Financial Ratios

Description	U/M	2022-23	2021-22	Remarks
Debtors Turnover	Days	16	19	In line with the previous year.
Inventory Turnover	Days	85	100	Higher sales under cash and carry basis.
Interest coverage ratio	Times	15	11	Higher earnings and working capital borrowing.
Current ratio	Times	1.78	1.61	Higher Inventory owing to higher production.
Debt Equity ratio	Times	0.68	0.79	Increase in networth due to higher PAT and repayment of Term Loans.
Operating Profit Margin	%	7.64	8.40	Sales and margin mix.
Net Profit Margin	%	6.87	8.04	Lower due to product volume and margin mix and higher tax provisioning.
Return on Net worth	%	17.56	16.75	Higher retained earnings due to product volume and margin mix.

On behalf of the Board
for **Kothari Sugars and Chemicals Limited**

Place : Chennai
Date : May 30, 2023

Nina B. Kothari
Chairperson

CORPORATE GOVERNANCE

Corporate Governance Philosophy

Kothari Sugars and Chemicals Limited believes that sound ethical practices, transparency in operations and timely disclosures go a long way in enhancing long-term values while safeguarding the interest of all the stakeholders. It is this conviction that has led the Company to make strong Corporate Governance values intrinsic in all its operations. The Company is led by a distinguished Board, which includes Independent Directors. The Board provides a strong oversight and strategic counsel. The Company has established systems and procedures to ensure that the

Board of the Company is well-informed and well-equipped to fulfill its oversight responsibilities and to provide the management, the strategic direction it needs.

Board of Directors

The Board consists of seven directors as on the date of this Report. The composition of the Board is in conformity with Regulation 17 of the SEBI (Listing Obligations and Disclosure Requirements) Regulations, 2015.

Composition of the Board and Directorship held as on 31st March 2023

Name of the Director	Director Category	No. of Board Meetings attended	Attendance at previous AGM held on Aug 03, 2022	No. of Directorships in other companies	No. of Committee Memberships in other companies		No. of shares held by the Director
					Chairman	Member	
Mrs. Nina B. Kothari	Promoter & Non-Executive Chairperson	4	Yes	15	01	-	26,83,498
Mr. Arjun B. Kothari	Promoter & Managing Director	4	Yes	14	-	01	54,467
Mr. M. Silvester Goldwin	Executive	4	Yes	-	-	-	Nil
Mr. P. S. Balasubramaniam	Independent	4	Yes	04	-	01	505
Mr. V. R. Deenadayalu	Independent	4	Yes	-	-	-	Nil
Mr. P. S. Gopalakrishnan	Independent	4	Yes	02	01	-	Nil
Mr. C. V. Krishnan	Independent	4	Yes	-	-	-	Nil

Note :

- Other directorships also include Private Limited Companies.
- Only membership in Audit Committee, Stakeholders' Relationship Committee have been reckoned for Committee Memberships.
- The time gap between the Board Meetings was within the prescribed time limits.

(iv) Mr. Arjun B. Kothari, Managing Director of the Company is a relative of Mrs. Nina B. Kothari, Chairperson of the Company. None of the other Directors are related inter se in any manner.

The Board of Directors met four times during the year on 24th May 2022, 03rd Aug 2022, 03rd Nov 2022 and 08th Feb 2023.

None of the Directors on the Board is a member of more than 10 committees or act as Chairman of more than 5 committees across all Listed Companies and Unlisted Public Limited Companies in which he / she is a Director.

Names of other Listed Companies in which the Directors of the Company is a Director and their category:

S. No.	Name of the Director	Name of Other Listed Company	Category of Directorship
1	Mrs. Nina B. Kothari	Kothari Petrochemicals Limited	Non-Executive Director
2	Mr. Arjun B. Kothari	Kothari Petrochemicals Limited	Managing Director
3	Mr. P. S. Gopalakrishnan	(i) Dharani Sugars and Chemicals Limited (ii) Sakthi Finance Limited	Independent Director

Familiarisation programme for Independent Directors

A Familiarisation programme for Independent Directors of the Company was being conducted either before or after the Board Meetings and the details of such familiarisation programmes are disseminated on the website of the Company www.hckotharigroup.com/kscl

Presentations/Briefings were also made at the meeting of the Board of Directors/Committees by KMP's/Senior Executives of the Company on Company's financial and operational performance, industrial relations prevailing during the period, marketing strategies, etc.

Core skills, expertise and competencies of the Board of Directors:

The Board of Directors has identified the following core skills, expertise and competencies in the context of the Company's business and sector for it to function effectively which are given below:

The Directors shall possess hands on expertise on technical, academic skills, general management, global business, technology, manufacturing/operations, risk management etc. The Directors shall understand company's structure, policies, and culture including the mission, vision, values, goals, current strategic plan and governance structure and also in which the Company operates including the industrial trends, challenges and opportunities, unique dynamics within the sector that are relevant to the success of the Company.

The Directors shall have ability to understand and analyse financial reports / key financial statements to review and analyse budgets, annual operating plans considering Company's resources, strategic goals and priorities, analyse various reports, create and incorporate multiple view points with different perspectives. Ability to identify key risks to the organisation in a wide range of areas including production, marketing, legal and regulatory compliance management and systems.

The following matrix sets out the skills, expertise and competence of each of the Directors in the Company:

S. No.	Name of the Directors	Skills, Expertise and Competence
(i)	Arjun B. Kothari	Well recognized for his business acumen and leadership skills and has overall managerial experience. Proven Leader in making sound commercial judgments and managing risks and challenges of the business. Strategic thinker with the right capacity to steer the company.

(ii)	Nina B. Kothari	Hands on experience in General Management and Administration and well known for her diversified business knowledge and Mentoring abilities. Varied experience in the domain of Finance, Administration and General Management in diverse family businesses.
(iii)	M. Silvester Goldwin	Renowned professional in sugar industry having about 30 years of overall experience in various functions of sugar industry including operation & maintenance, design & engineering, project management, technical services, sales & marketing, business development etc. Expert in the field of sugar manufacture, cogeneration of power, modern distillery technologies and energy management.
(iv)	V. R. Deenadayalu	Technocrat with vast experience in Engineering, Hands on experience in General Management Held high positions in public sector undertakings like Madras Refineries Limited (Chairman and MD) and BHEL, Trichy (Chief Executive). Professional Expertise in Engineering, Business Strategy, General Management. Played active role in the Board of various reputed Management Institutes across India.
(v)	P. S. Gopalakrishnan	A thorough professional wide experience in the Banking Industry having expertise in Finance and Investment Banking and Insurance Business. Fellow of Economic Development Institute (EDI), World Bank and Associate member of Institute of Banking, London.
(vi)	P. S. Balasubramaniam	A Chartered Accountant and a Company Secretary with more than 50 years of experience at Senior Management level in the Financial Services Sector. Competent professional with expertise in Business strategy, Consulting, Corporate Law, Finance, General Management and Taxation.
(vii)	C. V. Krishnan	An Alumnus of IIT (Madras and IIM (Ahmedabad) with wide range of experience in General Management, Collaborations, Joint Ventures, Acquisitions, Mergers, and Disinvestments in India and abroad. Strategic thinker with global business exposure with experience across industries. Contributor to Academic and Research activities with focus on Management Education / Development Research.

Considering the skills, expertise and competencies required for effective functioning and discharge of Board's duties, your Board is satisfied with the present composition of the Board of Directors. In the opinion of the Board, the Independent Directors fulfill the conditions specified in SEBI (Listing Obligations and Disclosure Requirements) Regulations, 2015 and are independent of the management.

Committees of the Board

With a view to have a more focused attention on business and for better governance and accountability, the Board has constituted the following mandatory committees viz. Audit Committee, Stakeholders' Relationship Committee, Nomination and Remuneration Committee, Corporate Social Responsibility Committee and a Non-mandatory Committee viz. Investment and Credit Approval Committee. The terms of reference of these Committees are determined by the Board and their relevance reviewed from time to time. Meetings of each of these Committees are convened by the respective Chairman of the Committee. The Minutes of the Committee Meetings are tabled at the subsequent Board Meetings.

Audit Committee

The Audit Committee comprises of the following Independent Directors and attendance of each director for the year ended 31st March 2023 is as follows:

Sl. No.	Name of the Directors	Designation	No. of Meetings held	No. of Meetings attended
(i)	Mr. P. S. Gopalakrishnan	Chairman	04	04
(ii)	Mr. P. S. Balasubramaniam	Member	04	04
(iii)	Mr. V. R. Deenadayalu	Member	04	04
(iv)	Mr. C. V. Krishnan	Member	04	04

The Chairman of the Audit Committee was present at the Annual General Meeting of the company held on 03rd Aug 2022. The Audit Committee met four times during the year on 24th May 2022, 03rd Aug 2022, 03rd Nov 2022 and 08th Feb 2023.

The Audit Committee acts as a link between the Board of Directors and the Statutory and Internal Auditors. Its purpose is to assist the Board in fulfilling its oversight responsibilities of monitoring financial reporting processes, reviewing the Company's established systems and processes for internal financial controls, governance and reviewing the Company's statutory and internal audit activities. The role and terms of reference of the Audit Committee are governed by a Charter which is in line with the regulatory requirements mandated by the Companies Act, 2013 and SEBI (Listing Obligations and Disclosure Requirements) Regulations, 2015.

As on 31st March 2023, the Audit Committee comprised of four Independent Directors, all of whom are financially literate and have relevant finance / accounting exposure. The Managing Director, Whole Time Director and Chief Financial Officer are permanent invitees to the meetings of the committee. The Statutory Auditor and Internal Auditors were present at Audit Committee meetings. The Company Secretary acts as the Secretary to the Committee. The composition of the Audit Committee is as per Regulation 18 of the SEBI (Listing Obligations and Disclosure Requirements) Regulations, 2015.

Nomination And Remuneration Committee

The Nomination and Remuneration Committee comprises of Non-Executive and Independent Directors. Mr. P. S. Gopalakrishnan is the Chairman of the Committee. Mr. V. R. Deenadayalu and Mr. P. S. Balasubramaniam are the other members. The Company Secretary is the Secretary to the Committee. The Chairman of Nomination and Remuneration Committee was present at the Annual General Meeting of the Company held on 03rd Aug 2022. The Committee met once during the year on 20th May 2022.

The details are as follows:

Sl. No.	Name of the Directors	Designation	No. of Meetings held	No. of Meetings attended
(i)	Mr. P. S. Gopalakrishnan	Chairman	01	01
(ii)	Mr. P. S. Balasubramaniam	Member	01	01
(iii)	Mr. V. R. Deenadayalu	Member	01	01

Remuneration Policy

Policy for selection and Appointment of Directors / KMP and their Remuneration

The Nomination and Remuneration (N&R) Committee has framed a policy which, inter alia, deals with the manner of selection of Board of Directors, Managing Director / KMP's and their remuneration.

Criteria of selection of Non-Executive Directors

- (a) The N&R Committee shall ensure that the candidate identified for appointment as a Director is not disqualified for appointment under Section 164 of the Companies Act, 2013.
- (b) The N&R Committee shall consider the following attributes / criteria, whilst recommending to the Board the candidature for appointment as Director.
 - (i) Qualification, expertise and experience of the Directors in their respective fields;

- (ii) Personal, Professional or business standing;
 - (iii) Diversity of the Board.
- (c) In case of re-appointment of Non-Executive Directors, the Board shall take into consideration the performance evaluation of the Director and his/her engagement level.

Remuneration

The Non-executive Directors shall be entitled to receive remuneration by way of sitting fees, reimbursement of expenses for participation in the Board / Committee meetings and commission of such sum as may be approved by the Board of Directors within the limits prescribed under the Companies Act, 2013 and the Companies (Appointment and Remuneration of Managerial Personnel) Rules, 2014. Remuneration details of Managing Director / Whole Time Director is disclosed in detail elsewhere in the Board's Report.

Currently, the Non-executive Directors of the Company are not being paid any commission. The details of the transactions and pecuniary relationship with the non-executive directors vis-à-vis the Company are disclosed elsewhere in the Annual Report.

Criteria for Performance evaluation framed by N & R Committee

- Pursuant to the provisions of the Companies Act, 2013 and SEBI (Listing Obligations and Disclosure Requirements) Regulations, 2015, the Nomination and Remuneration Committee shall lay down the criteria for the formal annual evaluation of Board, Committees and Individual Directors.
- Pursuant to the above requirements, the Nomination and Remuneration Committee has framed a format inter alia containing attendance & participation at meetings, inputs provided & its impact on the company whether positive or adverse etc. for the Annual Evaluation of the performance of the Board, individual Directors and its Committees. Thus, Nomination and Remuneration Committee recommends the devised format to the Board to apply while conducting the Annual Evaluation.

The Remuneration Policy approved by the Board of Directors is posted on the website of the Company viz. www.hckotharigroup.com/kscl

Details of Sitting Fees paid during the financial year 2022-2023

Name of the Directors	Sitting Fees Paid					(Amount in ₹)
	Board Meeting	Audit Committee	CSR Committee	Nomination & Remuneration Committee	Independent Director Meeting	Total
Mrs. Nina B. Kothari	1,20,000	N.A	10,000	N.A	N.A	1,30,000
Mr. P. S. Balasubramaniam	1,20,000	1,00,000	10,000	10,000	10,000	2,50,000
Mr. V. R. Deenadayalu	1,20,000	1,00,000	N.A	10,000	10,000	2,40,000
Mr. P. S. Gopalakrishnan	1,20,000	1,00,000	10,000	10,000	10,000	2,50,000
Mr. C. V. Krishnan	1,20,000	1,00,000	N.A	N.A	10,000	2,30,000
Total	6,00,000	4,00,000	30,000	30,000	40,000	11,00,000

The other transactions with non-executive director's vis-à-vis the company during the Financial Year ended 31st March, 2023 are disclosed elsewhere in the annual report.

Stakeholders' Relationship Committee:

The Stakeholders Relationship Committee carries out the functions of transmissions, issue of duplicate share certificates, dematerialisation of shares and all other issues pertaining to shares and also to redress investor grievances like non-receipt of dividend warrants, non-receipt of share certificates, non-receipt of annual reports etc.

In order to expedite the process, the Board of Directors has also delegated the authority severally to the Stakeholders Relationship Committee and the Company

Secretary to approve the share transfers / transmissions and accordingly, the Stakeholders Relationship Committee or the Company Secretary approve the transfer / transmission of shares generally on a fortnight basis. The Committee also reviews the performance of the Registrar and Share Transfer Agents.

The committee met once during the year 2022 - 2023. No sitting fee is paid for attending the meetings of the Committee.

The attendance of each Director in the Stakeholders' Relationship Committee meeting held during the year ended 31st March 2023 is as follows:

Sl. No.	Name of the Directors	Designation	No. of Meetings held	No. of Meetings attended
(i)	Mr. P. S. Gopalakrishnan	Chairman	01	01
(ii)	Mr. Arjun B. Kothari	Member	01	01
(iii)	Mr. C. V. Krishnan	Member	01	01

The Chairperson of the Stakeholders' Relationship Committee was present at the previous Annual General Meeting of the company held on Aug 03, 2022. Mr. R Prakash, the Company Secretary is the Compliance Officer.

Details of the Complaints received from the Shareholder(s) / Department(s) during the financial year 2022 - 2023

Sl. No.	Subject of Complaints from Members / Regulators	Total Complaints received	Complaints redressed	Redressal under process at the year end
(i)	Complaint received by RTA - Rejection of Demat Request	01	01	-
	TOTAL	01	01	-

Pursuant to SEBI LODR Regulations, 2015 the Company is processing investor complaints in a web-based complaints redress system "SCORES". Under this system, all complaints pertaining to companies are electronically sent through SCORES and the companies are required to view the complaints pending against them and submit Action Taken Report (ATRs) along with supporting documents electronically in SCORES.

All the requests and complaints received from the shareholders were attended to within the stipulated time and nothing was pending for disposal at the end of the year. Mr. R. Prakash, Company Secretary is the Compliance Officer of the company. For any clarification / complaint the shareholders may contact the Secretarial Department at the registered office of the company.

General Body Meetings:

The details of the Annual General Meetings held in the last three years are as follows :

Year / Date / Day / Time	Venue
2021 - 2022 Aug 03, 2022, Wednesday, 10.30 A.M.	The Annual General meeting was held through Video Conferencing ("VC") / Other Audio Visual Means ("OAVM"). The Registered office i.e. No.115, Kothari Buildings, Mahatma Gandhi Salai, Nungambakkam, Chennai - 600 034 shall be deemed to be venue of the meeting
2020 - 2021 Jul 30, 2021, Friday, 10.15 A.M.	
2019-2020 Aug 11, 2020 Tuesday 10.30 A.M.	

The details of Special Resolutions passed in AGM / EGM in the last 3 years are as follows:

Date of AGM	Whether any Special Resolution was passed	Particulars
Aug 03, 2022	Yes	(i) Re-appointment of Mr. Arjun B. Kothari, as Managing Director of the Company. (ii) Re-appointment of Mr. C. V. Krishnan, as Independent Director of the Company.
Jul 30, 2021	Yes	(i) Re-appointment of Mr. M. Silvester Goldwin, as Whole Time Director of the Company. (ii) Adoption of new set of Articles of Association of the Company in line with Companies Act, 2013
Aug 11, 2020	No	-

No special resolution was passed by the shareholders of the company through postal ballot during the year 2022 - 2023.

Means of Communication

- (a) The Unaudited Quarterly Financial Results and Audited Annual Financial Results of the company are published in The Financial Express and Makkal Kural.
- (b) The company's website address is: www.hckotharigroup.com/kscl. The website contains basic information about the company and such other details as required under Regulation 46(2) of the SEBI (Listing Obligations and Disclosure Requirements) Regulations, 2015. The company ensures periodical updation of its website. The company has designated email-id ksclcs@hckgroup.com and secdept@hckgroup.com to enable the shareholders to register their grievances.
- (c) Pursuant to the SEBI (Listing Obligations and Disclosure Requirements) Regulations, 2015, all data related to quarterly financial results, shareholding pattern and report on Corporate Governance etc. are filed in NEAPS / New Digital Exchange (NSE Portal) within the time frame prescribed in this regard.
- (d) No presentations have been made to institutional investors or to analysts.

GENERAL SHAREHOLDER INFORMATION

(a) Annual General Meeting

Day, Date and Time	Wednesday, 10 th August 2023 @ 02.00 P.M.
Venue	The Annual General meeting will be held through Video Conferencing ("VC") / Other Audio Visual Means ("OAVM"). The Registered office i.e. No.115, Kothari Buildings, Mahatma Gandhi Salai, Nungambakkam, Chennai - 600 034 shall be deemed to be venue of the meeting.

(b) Financial Calendar of the Company

The Financial year covers the period from 1st April to 31st March.

Results for Quarter ending 30 th June, 2023	First fortnight of August, 2023
Results for Quarter ending 30 th September, 2023	First fortnight of November, 2023
Results for Quarter ending 31 st December, 2023	First fortnight of February, 2024
Results for Quarter ending 31 st March, 2024	Last Week of May, 2024

(c) Date of Book Closure

The period of Book Closure is fixed from Friday, 4th August 2023 to Thursday, 10th August 2023 (both days inclusive).

(d) Dividend Payment

The Board of Directors of the Company at its meeting held on 08th February 2023, declared an Interim Dividend at the rate of 5% i.e., ₹ 0.50 (Rupee Fifty Paise only) per equity shares of ₹10/- each for the Financial Year 2022-23 to the shareholders of the Company. Accordingly, the Interim Dividend for the Financial Year 2022-23 was paid on 24th February 2023 to the Shareholders whose names appeared in the Register of Members as on 16th February 2023.

The Board of Directors of the Company at their meeting held on 30th May 2023, recommended the final dividend at the rate of 5% i.e., ₹ 0.50 (Rupee Fifty paise only) per equity shares of ₹ 10/- each for the Financial Year 2022 - 23 to the shareholders of the Company.

The Final Dividend together with Interim Dividend of ₹ 0.50 paise per equity shares (5%) declared at the Board Meeting held on 08th February 2023 would result in a total dividend of 10% i.e., ₹1.00 (Rupee One Only) per equity shares of face value of ₹10/- each for the financial year 2022-2023.

(e) Listing of Shares

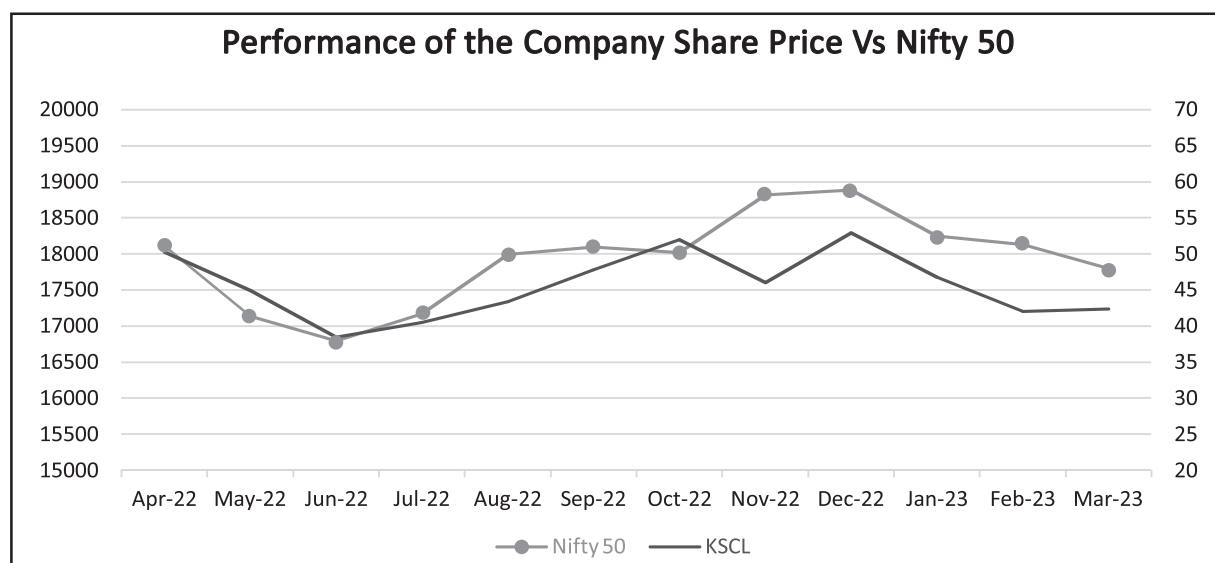
The shares of the Company are listed at The National Stock Exchange of India Limited (NSE), Mumbai and the Listing Fees for the Financial Year 2023- 2024 has been paid. (Stock Code: KOTARISUG). ISIN: INE419A01022.

(f) Details of the outstanding ADRs / GDRs / Warrants or Convertible Instruments: Nil



(g) Stock Market Data

FY 2022-23	Kothari Sugars and Chemicals Limited Share Price			Nifty 50		
	Month	High	Low	Volume of shares traded	High	Low
Apr 2022	50.25	35.50	2,12,60,250	18,114.65	16,824.70	5,65,82,48,002
May 2022	44.90	33.00	72,22,717	17,132.85	15,735.75	6,34,33,14,330
Jun 2022	38.50	27.75	41,16,512	16,793.85	15,183.40	5,51,42,02,239
Jul 2022	40.55	32.50	23,94,074	17,172.80	15,511.05	5,47,52,70,114
Aug 2022	43.40	34.80	61,88,722	17,992.20	17,154.80	5,86,75,50,712
Sep 2022	47.85	40.00	1,08,08,977	18,096.15	16,747.70	6,90,05,97,267
Oct 2022	52.00	41.80	1,35,26,651	18,022.80	16,855.55	4,55,58,08,160
Nov 2022	46.00	40.40	61,65,083	18,816.05	17,959.20	5,25,69,99,885
Dec 2022	52.95	36.20	2,33,83,841	18,887.60	17,774.25	4,74,14,36,295
Jan 2023	46.80	39.30	48,40,237	18,251.95	17,405.55	5,63,28,09,036
Feb 2023	42.00	34.35	24,56,742	18,134.75	17,255.50	5,68,56,29,178
Mar 2023	42.35	32.40	41,12,531	17,799.85	16,828.35	5,80,79,77,094



(h) Distribution of Shareholding as on 31st March 2023

(Amount in ₹)

₹ of Equity shares held	No. of Shareholders	Paid up Capital
Upto 5000	41,655	4,14,60,670
5001-10000	3,110	2,63,67,090
10001-20000	1,530	2,37,33,310
20001-30000	546	1,39,55,620
30001-40000	225	82,01,710
40001-50000	247	1,18,41,630
50001-100000	295	2,25,30,250
100001 and above	178	68,07,95,520
Total	47,786	82,88,85,800

(i) Reconciliation of Share Capital Audit

Quarterly audit was conducted by a Practising Company Secretary, reconciling the issued and listed capital of the company with the aggregate of the number of shares held by investors in physical form and in the depositories and the said certificates were submitted to the stock exchanges within the prescribed time limit. As on 31st March 2023, there was no difference between the issued and listed capital and the aggregate of shares held by investors in both physical form and in electronic form with the depositories. 8,28,42,223 equity shares representing 99.94% of the paid-up equity capital have been dematerialized as on 31st March 2023.

(j) Registrar and Share Transfer Agents

M/s. Cameo Corporate Services Limited, having its registered office at Subramanian Building, 5th Floor No.1, Club House Road, Chennai - 600 002 are the Registrars for the demat segment and also the share transfer agents of the company, to whom communications regarding share transfer and dematerialization requests must be addressed. All matters connected with share transfer, transmission, dividend payment are handled by the share transfer agent.

(k) Foreign Exchange Risk and hedging activities

Presently your Company is not exporting any of its products. Hence, foreign exchange risk did not arise during the financial year 2022 - 2023.

(l) Plant Locations

Kattur	Kattur Railway Station, Lalgudi, Trichy District - 621 706. Tamilnadu. Phone Nos.: 0431-2541224, 2541350, Fax No.: 0431 - 2541451
Sathamangalam	Sathamangalam Village, Vetriyur Post, Via - Keezhapalur, Ariyalur Taluk, Ariyalur Dist - 621 707, Tamilnadu. Phone Nos.: 04329-320800, Fax No.: 04329 - 209730

(m) Address for Correspondence

Company's Registered Office	Company's Share Transfer Agent
The Company Secretary Kothari Sugars and Chemicals Limited Kothari Buildings, 115, Mahatma Gandhi Salai, Nungambakkam, Chennai - 600 034. Tel. No. : 044-35225526, 35225529 Email : secdept@hckgroup.com	M/s. Cameo Corporate Services Limited Unit: Kothari Sugars and Chemicals Limited Subramanian Building, 5 th Floor, No.1, Club House Road, Chennai - 600 002 Tel. No.: 044 - 40020700 / 710 Email :investor@cameoindia.com

(n) Credit Rating and revision thereto

(i) "ICRA Limited" a credit rating agency has rated the following facilities which are availed from Bank as detailed below.

Sl. No.	Facility	Amount (₹ in Crores)	Previous Rating	Revised Rating	Remarks
(i)	Cash Credit	100.00	[ICRA] BBB (Stable) [pronounced as ICRA triple B]	[ICRA] BBB (Stable) [pronounced as ICRA triple B]	Existing ratings are reaffirmed
(ii)	Term Loan	15.93			
(iii)	Non Fund based limits	5.00	[ICRA] A2 [pronounced as ICRA A two]	[ICRA] A2 [pronounced as ICRA A two]	
Total		120.93			

- (ii) The Company has obtained one more rating from a credit rating agency 'CRISIL Ratings Limited' with effect from 20th March 2023, which has rated the Long - term / Short - term Bank facilities as per the details given below

Sl. No.	Facility	Amount (₹ in Crores)	Rating
(i)	Long-Term Fund Based - Working Capital Facilities	100.00	[CRISIL] BBB+ / Stable [pronounced as CRISIL triple B plus Stable]
(ii)	Long-Term Fund Based - Term loan	7.00	
(iii)	Short-Term Non-Fund Based - Working Capital Facilities	3.00	[CRISIL] A2 [pronounced as CRISIL A two]
Total		110.00	

OTHER DISCLOSURES

Related Party Transactions

All transactions entered into with Related Parties as defined under the Companies Act, 2013 and SEBI (Listing Obligations and Disclosure Requirements) Regulations, 2015 during the financial year were in the ordinary course of business and on an arm's length pricing basis.

There was no materially significant related party transaction having potential conflict with the interests of the Company during the year. Transactions with related parties, as per the requirements of Indian Accounting Standard 24, are disclosed in the notes to accounts annexed to the financial statements.

In terms of Regulation 23 of SEBI (Listing Obligations and Disclosure Requirements) Regulations, 2015, the Company has obtained prior approval of the Audit Committee for entering into transactions with related parties. The approved policy for related party transactions has been uploaded on the Company's website www.hckotharigroup.com/kscl

Vigil Mechanism / Whistle Blower Policy

The Company has formulated a Whistle Blower Policy of Vigil Mechanism and has established a mechanism for Directors / Employees to report concerns about unethical behaviour, actual or suspected fraud, or violation of the code of conduct or ethics policy.

The Vigil Mechanism / Whistle Blower Policy broadly covers a detailed process for reporting, handling and investigation of fraudulent activities and providing necessary protection to the employees who report such fraudulent activities/unethical behaviour. All suspected violations and Reportable Matters are reported to the Chairman of the Audit Committee directly. The company affirms that no personnel have been denied access to the Audit Committee.

Further details are available in the Whistle Blower policy of the Company posted in Company Website www.hckotharigroup.com/kscl

Compliances

There have been no instances of non-compliance by the company on any matters related to the capital markets, nor any penalty/strictures been imposed on the company by the Stock Exchanges or SEBI or any other statutory authority on such matters. The disclosure of compliances with respect to Corporate Governance requirements as specified in Regulation 17 to 27 and sub-regulation (2) of Regulation 46 is made in the Corporate Governance Report.

Compliance with mandatory / non mandatory requirements

The company has complied with all applicable mandatory requirements in terms of Regulations 34(3) of SEBI (Listing Obligations and Disclosure Requirements) Regulations, 2015. The non-mandatory requirements have been adopted to the extent and in the manner as stated under the appropriate headings detailed elsewhere in this report.

Statutory Auditor Fee Particulars

The Members at the 61st Annual General Meeting held on 03rd August 2022 have appointed M/s. P. Chandrasekar LLP, Chartered Accountants as the Statutory Auditor of the Company and to hold office till the conclusion of the 66th Annual General Meeting of the Company. The Company does not have any Subsidiaries. No fees were paid during the year to any entity in the network firm / network entity of which the Statutory Auditor is a part.

The Audit Committee approved the fee for other services rendered by the Statutory Auditors other than the Statutory Audit. The total fee paid for the year 2022 - 2023 to M/s. P. Chandrasekar LLP, Chartered Accountants is given below:

Sl. No.	Description of the Service	Fees (Amount in ₹)
(i)	Statutory Audit	6,00,000
(ii)	Limited Review Report	1,50,000
(iii)	Other Certification charges	10,000
	Total	7,60,000

Particulars of Loans and Advances to the related entities

There are no loans and advances in the nature of loans was given to the firms/companies in which directors are interested.

Discretionary requirements

The discretionary requirements as specified in Part E of Schedule II have been adopted to an extent possible by the Company.

Certificate from Practising Company Secretary confirming Directors are not debarred / disqualified

A Certificate from a Company Secretary in Practice has been obtained confirming that none of the Directors on the board of the company have been debarred or disqualified from being appointed or continuing as Directors of companies by the Securities and Exchange Board of India / Ministry of Corporate Affairs or any such Statutory Authority.

Disclosure as required under Section 22 of the Sexual Harassment of Women at Workplace (Prevention, Prohibition and Redressal) Act, 2013.

The company has complied with provisions relating to the constitution of Internal Complaints Committee under the Sexual Harassment of Women at Workplace (Prevention, Prohibition and Redressal) Act, 2013.

- (a) Number of complaints filed during the financial year : Nil
 (b) Number of complaints disposed of during the financial year : Nil
 (c) Number of complaints pending as on end of the financial year : Nil

Code of Conduct for the Board of Directors and the Senior Management

The standards for business conduct provide that the Directors and the Senior Management will uphold ethical values and legal standards as the company pursues its objectives, and that honesty and personal integrity will not be compromised under any circumstances. A copy of the said code of conduct is available on the website www.hckotharigroup.com/kscl. As provided under SEBI (Listing Obligations and Disclosure Requirements) Regulations, 2015, the Board Members and Senior Management personnel have affirmed compliance with the code of conduct for the financial year 2022 - 2023.

On behalf of the Board
for **Kothari Sugars and Chemicals Limited**

Place : Chennai
Date : May 30, 2023

Nina B. Kothari
Chairperson

DECLARATION BY MANAGING DIRECTOR ON CODE OF CONDUCT UNDER SEBI (LISTING OBLIGATIONS AND DISCLOSURE REQUIREMENTS) REGULATIONS, 2015

To
The Members

I, hereby declare that to the best of my knowledge and information, all the Board Members and Senior Management Personnel have affirmed compliance with the code of conduct for the year ended March 31, 2023.

for **Kothari Sugars & Chemicals Limited**

Place: Chennai
Date : May 30, 2023

Arjun B. Kothari
Managing Director

CERTIFICATE UNDER REGULATION 17(8) & PART B OF SCHEDULE II OF SEBI (LISTING OBLIGATIONS AND DISCLOSURE REQUIREMENTS) REGULATIONS, 2015

We, Arjun B. Kothari, Managing Director and R. Krishnan, Chief Financial Officer of the Company hereby confirm and certify that:

- (a) We have reviewed Financial Statements and Cash Flow Statements for the year ended 31st March 2023 and that to the best of our knowledge and belief:
- (i) these statements do not contain any materially untrue statement or omit any material fact or contain statements that might be misleading.
- (ii) these statements together present a true and fair view of the Company's affairs and are in compliance with existing accounting standards, applicable laws and regulations.
- (b) There are, to the best of our knowledge and belief, no transactions entered into by the Company during the year which are fraudulent, illegal or violative of the Company's code of conduct.
- (c) We accept responsibility for establishing and maintaining internal controls for financial reporting and that we have evaluated the effectiveness of internal control systems of the Company pertaining to financial reporting and we have disclosed to the auditors and the Audit Committee, deficiencies in the design or operation of such internal controls, if any, of which we are aware and the steps we have taken or propose to take to rectify these deficiencies.
- (d) We have indicated to the Auditors and the Audit Committee.
- (i) significant changes, if any, in internal control over financial reporting during the year.
- (ii) significant changes, if any, in accounting policies during the year and that the same have been disclosed in the notes to the Financial Statements; and
- (iii) Instances of significant fraud of which we have become aware and the involvement therein, if any, of the management or an employee having a significant role in the Company's internal control system over financial reporting.

Place : Chennai

Date : May 30, 2023

Arjun B. Kothari

Managing Director

R. Krishnan

Chief Financial Officer

COMPLIANCE CERTIFICATE ON CORPORATE GOVERNANCE

To the Members of Kothari Sugars and Chemicals Limited

We have examined the compliance of conditions of Corporate Governance by **Kothari Sugars and Chemicals Limited**, for the year ended March 31, 2023 as stipulated under Securities and Exchange Board of India (Listing Obligations and Disclosure Requirements) Regulations 2015 ("SEBI LODR").

The compliance of conditions of Corporate Governance is the responsibility of the management. Our examination was limited to procedures and implementation thereof adopted by the Company for ensuring the compliance of the conditions of Corporate Governance. It is neither an audit nor an expression of opinion on the Financial Statements of the company.

In our opinion and to the best of our information and according to the explanation given to us and the representations made by the Directors and the Management of the Company, we certify that the Company has complied with the conditions of Corporate Governance as stipulated in the SEBI LODR.

We further state that such compliance is neither an assurance as to the future viability of the company nor the efficiency or effectiveness with which the management has conducted the affairs of the company.

For **M. Alagar & Associates**
(Practising Company Secretaries)
 Peer Review Certificate No.: 1707/2022

M. Alagar

Managing Partner

Place : Chennai

Date : May 10, 2023

FCS No. 7488 / COP No. 8196

UDIN: F007488E000285051

CERTIFICATE OF NON-DISQUALIFICATION OF DIRECTORS

[Pursuant to Regulation 34(3) and Schedule V Para C clause (10) (i) of the SEBI (Listing Obligations and Disclosure Requirements) Regulations, 2015]

To the Members of Kothari Sugars and Chemicals Limited

We have examined the relevant registers, records, forms, returns and disclosures received from the Directors of **Kothari Sugars and Chemicals Limited** having CIN **L15421TN1960PLC004310** and having registered office at Kothari Buildings, 115, Nungambakkam High Road, Chennai - 600 034 (hereinafter referred to as '**the Company**'), produced before us by the Company for the purpose of issuing this Certificate, in accordance with **Regulation 34(3) read with Schedule V Para-C Sub clause 10(i) of the Securities Exchange Board of India (Listing Obligations and Disclosure Requirements) Regulations, 2015.**

In our opinion and to the best of our information and according to the verifications (including Directors Identification Number (DIN) status at the portal <http://www.mca.gov.in/>) as considered necessary and explanations furnished to us by the Company & its officers, **we hereby certify that none of the Directors on the Board of the Company as stated below for the financial year ending on March 31, 2023 have been debarred or disqualified from being appointed or continuing as Directors of companies** by the Securities and Exchange Board of India, Ministry of Corporate Affairs or any such other Statutory Authority.

Sl. No.	Name of the Director	DIN	Designation	Date of appointment
1.	Ms. Nina Bhadrashyam Kothari	00020119	Chairperson (Non-Executive & Non-Independent Director) - Woman Director	27.05.2014
2.	Mr. Arjun B. Kothari	07117816	Managing Director (Executive & Non-Independent)	08.04.2015 (Re-appointment 01.09.2022)
3.	Mr. M. Silvester Goldwin	08145634	Whole Time Director	01.08.2018 (Re-appointment 01.08.2021)
4.	Mr. P. S. Balasubramaniam	00019843	Independent Director	08.11.2013 (Re-appointment 01.04.2019)
5.	Mr. V. R. Deenadayalu	00020898	Independent Director	27.04.2009 (Re-appointment 01.04.2019)
6.	Mr. P. S. Gopalakrishnan	00001446	Independent Director	12.06.1995 (Re-appointment 01.04.2019)
7.	Mr. C. V. Krishnan	01606522	Independent Director	28.05.2018 (Re-appointment 28.05.2023)

Ensuring the eligibility of the appointment / continuity of every Director on the Board is the responsibility of the management of the Company. Our responsibility is to express an opinion on these based on our verification. This certificate is neither an assurance as to the future viability of the Company nor of the efficiency or effectiveness with which the management has conducted the affairs of the Company.

For M. Alagar & Associates
(Practising Company Secretaries)
Peer Review Certificate No.: 1707/2022

Place : Chennai
Date : May 10, 2023

M. Alagar
Managing Partner
FCS No. 7488 / COP No. 8196
UDIN: F007488E000285031

INDEPENDENT AUDITORS' REPORT FOR THE YEAR ENDED 31ST MARCH 2023

To the Members of Kothari Sugars and Chemicals Limited
REPORT ON THE AUDIT OF THE INDIAN ACCOUNTING STANDARDS (IND AS) FINANCIAL STATEMENTS

Opinion

1. We have audited the accompanying Ind AS financial statements of Kothari Sugars and Chemicals Limited ("the Company"), which comprise the balance sheet as at March 31, 2023, and the statement of profit and loss (including other comprehensive income), statement of changes in equity and statement of cash flows for the year then ended, and notes to the financial statements, including a summary of significant accounting policies and other explanatory information.
2. In our opinion and to the best of our information and according to the explanations given to us, the aforesaid Ind AS financial statements give the information required by the Companies Act, 2013 ("the Act") in the manner so required and give a true and fair view in conformity with the accounting principles generally accepted in India, of the state of affairs of the Company as at March 31, 2023, and total comprehensive income (comprising of profit after tax and other comprehensive income), changes in equity and its cash flows for the year then ended.

Basis for Opinion

3. We conducted our audit in accordance with the Standards on Auditing (SAs) specified under section 143(10) of the Act. Our responsibilities under those Standards are further described in the *Auditor's Responsibilities for the Audit of the Ind AS Financial Statements* section of our report. We are independent of the Company in accordance with the Code of Ethics issued by the Institute of Chartered Accountants of India together with the ethical requirements that are relevant to our audit of the Ind AS financial statements under the provisions of the Act and the Rules thereunder, and we have fulfilled our other ethical responsibilities in accordance with these requirements and the Code of Ethics. We believe that the audit evidence we have obtained is sufficient and appropriate to provide a basis for our opinion.

Key Audit Matters

4. Key audit matters are those matters that, in our professional judgment, were of most significance in our audit of the Ind AS financial statements of the current period. These matters were addressed in the context of our audit of the Ind AS financial statements as a whole, and in forming our opinion thereon, and we do not provide a separate opinion on these matters.

S. No.	Key Audit Matters	Principal audit procedures
1.	<p>Quantity of raw materials</p> <p>Significant portion of the material procurement is from individual farmers and sugarcane are accounted on weight basis. Hence, any variance in the ascertainment of the quantity purchased may have a significant impact on the cost of materials.</p>	<p>Our audit procedures included:</p> <ul style="list-style-type: none"> ➤ Assessment of controls over ascertaining the quantity of purchase for which payment is made. ➤ Assessment of controls over calibration system of the weighing equipment. ➤ Performed substantive audit procedures on cane procurement.
2.	<p>Contingent liabilities</p> <p>The Company has material amounts of disputed statutory levies such as Excise Duty, Service Tax and Electricity taxes, which have not been paid pending adjudication by the respective authority. Refer to Note 41 of the Financial Statements.</p>	<p>Our audit procedures included:</p> <ul style="list-style-type: none"> ➤ Evaluation of internal controls relating to identification and evaluation of litigations involving statutory dues. ➤ Obtained the list of litigations and claims from the Company's legal team, identified material litigations from the list and performed inquiries on the management's evaluation of these material litigations. ➤ Performed an independent assessment of the conclusions reached by the management. ➤ Evaluated the management's assumptions, estimates and judgements used for calculating the provisions and contingent liabilities disclosed in the Ind AS financial statements.

Information other than the financial statements and auditor's report thereon

5. The Company's Board of Directors is responsible for the other information. The other information comprises the information included in the Board's Report together with the annexure thereto and Report on Corporate Governance but does not include the Ind AS financial statements and our auditor's report thereon.

Our opinion on the Ind AS financial statements does not cover the other information and we do not express any form of assurance conclusion thereon.

In connection with our audit of the Ind AS financial statements, our responsibility is to read the other information and, in doing so, consider whether the other information is materially inconsistent with the Ind AS financial statements or our knowledge obtained in the audit or otherwise appears to be materially misstated. If, based on the work we have performed, we conclude that there is a material misstatement of this other information, we are required to report that fact.

We have nothing to report in this regard.

Responsibilities of management and those charged with governance for the Ind AS financial statements

6. The Company's Board of Directors is responsible for the matters stated in section 134(5) of the Act with respect to the preparation of these Ind AS financial statements that give a true and fair view of the financial position, financial performance, changes in equity and cash flows of the Company in accordance with the accounting principles generally accepted in India, including the Accounting Standards specified under section 133 of the Act. This responsibility also includes maintenance of adequate accounting records in accordance with the provisions of the Act for safeguarding of the assets of the Company and for preventing and detecting frauds and other irregularities; selection and application of appropriate accounting policies; making judgments and estimates that are reasonable and prudent; and design, implementation and maintenance of adequate internal financial controls, that were operating effectively for ensuring the accuracy and completeness of the accounting records, relevant to the preparation and presentation of the Ind AS financial statements that give a true and fair view and are free from material misstatement, whether due to fraud or error.
7. In preparing the Ind AS financial statements, management is responsible for assessing the Company's ability to continue as a going concern, disclosing, as applicable, matters related to going concern and using the going concern basis of accounting unless management either intends to liquidate the Company or to cease operations, or has no realistic alternative but to do so. The Board of Directors are also responsible for overseeing the Company's financial reporting process.

Auditor's responsibilities for the audit of Ind AS financial statements

8. Our objectives are to obtain reasonable assurance about whether the Ind AS financial statements as a whole are free from material misstatement, whether due to fraud or error, and to issue an auditor's report that includes our opinion. Reasonable assurance is a high level of assurance but is not a guarantee that an audit conducted in accordance with SAs will always detect a material misstatement when it exists. Misstatements can arise from fraud or error and are considered material if, individually or in the aggregate, they could reasonably be expected to influence the economic decisions of users taken on the basis of these Ind AS financial statements.
9. As part of an audit in accordance with SAs, we exercise professional judgment and maintain professional scepticism throughout the audit. We also:
 - Identify and assess the risks of material misstatement of the Ind AS financial statements, whether due to fraud or error, design and perform audit procedures responsive to those risks, and obtain audit evidence that is sufficient and appropriate to provide a basis for our opinion. The risk of not detecting a material misstatement resulting from fraud is higher than for one resulting from error, as fraud may involve collusion, forgery, intentional omissions, misrepresentations, or the override of internal control.
 - Obtain an understanding of internal control relevant to the audit in order to design audit procedures that are appropriate in the circumstances. Under Section 143(3) (i) of the Act, we are also responsible for expressing our opinion on whether the company has adequate internal financial controls with reference to financial statements in place and the operating effectiveness of such controls.
 - Evaluate the appropriateness of accounting policies used and the reasonableness of accounting estimates and related disclosures made by management.
 - Conclude on the appropriateness of management's use of the going concern basis of accounting and, based on the audit evidence obtained, whether a material uncertainty exists related to events or conditions that may cast significant doubt on the Company's ability to continue as a going concern. If we conclude that a material uncertainty exists, we are required to draw attention in our auditor's report to the related disclosures in the financial statements or, if such disclosures are inadequate, to modify our opinion. Our conclusions are based on the audit evidence obtained up to the date of our auditor's report. However, future events or conditions may cause the Company to cease to continue as a going concern.
 - Evaluate the overall presentation, structure and content of the Ind AS financial statements, including the disclosures, and whether the financial statements represent the underlying transactions and events in a manner that achieves fair presentation.
10. We communicate with those charged with governance regarding, among other matters, the planned scope and timing of the audit and significant audit findings, including any significant deficiencies in internal control that we identify during our audit.
11. We also provide those charged with governance with a statement that we have complied with relevant ethical requirements regarding independence, and to communicate with them all relationships and other matters that may reasonably be thought to bear on our independence, and where applicable, related safeguards.

12. From the matters communicated with those charged with governance, we determine those matters that were of most significance in the audit of the Ind AS financial statements of the current period and are therefore the key audit matters. We describe these matters in our auditor's report unless law or regulation precludes public disclosure about the matter or when, in extremely rare circumstances, we determine that a matter should not be communicated in our report because the adverse consequences of doing so would reasonably be expected to outweigh the public interest benefits of such communication.

Report on Other Legal and Regulatory Requirements

13. As required by the Companies (Auditor's Report) Order, 2020 ("the Order"), issued by the Central Government of India in terms of sub-section (11) of section 143 of the Act, we give in the Annexure B, a statement on the matters specified in paragraphs 3 and 4 of the Order, to the extent applicable.

14. With respect to the other matters to be included in the Auditor's Report in accordance with the requirements of Section 197(16) of the Act, as amended:

In our opinion and to the best of our information and according to the explanations given to us, the remuneration paid by the Company to its Directors during the year is in accordance with the provisions of Section 197 of the Act.

15. As required by Section 143(3) of the Act, we report that:

- (a) We have sought and obtained all the information and explanations, which to the best of our knowledge and belief were necessary for the purposes of our audit.
- (b) In our opinion, proper books of account as required by law have been kept by the Company so far as it appears from our examination of those books.
- (c) The Balance Sheet, the Statement of Profit and Loss (including other comprehensive income), the Statement of Changes in Equity and Cash Flow Statement dealt with by this Report are in agreement with the books of account.
- (d) In our opinion, the aforesaid Ind AS financial statements comply with the Indian Accounting Standards specified under Section 133 of the Act, read with Rule 7 of the Companies (Accounts) Rules, 2014.
- (e) On the basis of the written representations received from the directors and taken on record by the Board of Directors, none of the directors are disqualified

as on March 31, 2023 from being appointed as a director in terms of Section 164 (2) of the Act.

- (f) With respect to the adequacy of the internal financial controls with reference to financial statements of the Company and the operating effectiveness of such controls, refer to our separate Report in "Annexure A". Our report expresses an unmodified opinion on the adequacy and operating effectiveness of the Company's internal financial controls with reference to financial statements.
- (g) With respect to the other matters to be included in the Auditor's Report in accordance with Rule 11 of the Companies (Audit and Auditors) Rules, 2014, in our opinion and to the best of our information and according to the explanations given to us:
 - (i) The Company has disclosed the impact of pending litigations in Note 41 to the financial statements.
 - (ii) The Company did not have any long-term contracts including derivative contracts on which there were material foreseeable losses.
 - (iii) There has been no delay in transferring amounts, required to be transferred, to the Investor Education and Protection Fund by the Company.
 - (iv) (a) The Management has represented that, to the best of its knowledge and belief, no funds (which are material either individually or in the aggregate) have been advanced or loaned or invested (either from borrowed funds or share premium or any other sources or kind of funds) by the Company to or in any other person or entity, including foreign entity ("intermediaries"), with the understanding, whether recorded in writing or otherwise, that the intermediary shall, whether, directly or indirectly lend or invest in other persons or entities identified in any manner whatsoever by or on behalf of the Company ("Ultimate Beneficiaries") or provide any guarantee, security or the like on behalf of the Ultimate Beneficiaries;
 - (b) The Management has represented, that, to the best of its knowledge and belief, no funds (which are material either individually or in the aggregate) have been received by the Company from any person or entity, including foreign entity ("Funding Parties"), with the understanding, whether recorded in writing or otherwise, that the Company shall, whether, directly or indirectly, lend or invest in other

persons or entities identified in any manner whatsoever by or on behalf of the Funding Party ("Ultimate Beneficiaries") or provide any guarantee, security or the like on behalf of the Ultimate Beneficiaries;

(c) Based on the audit procedures that have been considered reasonable and appropriate in the circumstances, nothing has come to our notice that has caused us to believe that the representations as provided under (a) and (b) above, contain any material misstatement.

- v. The Company has paid interim dividend during the year ending 31st March 2023 in compliance with the provisions of section 123 of the Act. Final dividend proposed by the Board of Directors is

subject to the approval of the members in the ensuing Annual General Meeting. The dividend so proposed is in accordance with Section 123 of the Act to the extent applicable.

- vi. As proviso to rule 3(1) of the Companies (Accounts) Rules, 2014 is applicable for the Company only with effect from April 1, 2023, reporting under Rule 11(g) of the Companies (Audit and Auditors) Rules, 2014 is not applicable.

For **P. Chandrasekar LLP**
Chartered Accountants
FRN: 000580S/S200066

S. Raghavendhar
Partner

Membership No.: 244016
UDIN : 23244016BGQPZN8904

Place : Chennai

Date : May 30, 2023

Annexure - A to the Independent Auditor's Report for the year ended 31st March 2023

Referred to in paragraph 15(f) of the Independent Auditor's Report of even date to the members of Kothari Sugars and Chemicals Limited on the Ind AS financial statements as of and for the year ended March 31, 2023.

Report on the Internal Financial Controls with reference to financial statements under Clause (i) of Sub-section 3 of Section 143 of the Act

1. We have audited the internal financial controls with reference to financial statements of Kothari Sugars and Chemicals Limited ("the Company") as of March 31, 2023 in conjunction with our audit of the Ind AS financial statements of the Company for the year ended on that date.

Management's Responsibility for Internal Financial Controls

2. The Company's management is responsible for establishing and maintaining internal financial controls based on the internal control over financial reporting criteria established by the Company considering the essential components of internal control stated in the Guidance Note on Audit of Internal Financial Controls Over Financial Reporting issued by the Institute of Chartered Accountants of India (ICAI). These responsibilities include the design, implementation and maintenance of adequate internal financial controls that were operating effectively for ensuring the orderly and efficient conduct of its business, including adherence to company's policies, the safeguarding of its assets, the prevention and detection of frauds and errors, the accuracy and completeness of the accounting records, and the timely preparation of reliable financial information, as required under the Act.

Auditor's Responsibility

3. Our responsibility is to express an opinion on the Company's internal financial controls with reference to financial statements based on our audit. We conducted our audit in accordance with the Guidance Note on Audit of Internal Financial Controls Over Financial Reporting (the "Guidance Note") and the Standards on Auditing deemed to be prescribed under section 143(10) of the Act to the extent applicable to an audit of internal financial controls, both applicable to an audit of internal financial controls and both issued by the ICAI. Those Standards and the Guidance Note require that we comply with ethical requirements and plan and perform the audit to obtain reasonable assurance about whether adequate internal financial controls with reference to financial statements was established and maintained and if such controls operated effectively in all material respects.
4. Our audit involves performing procedures to obtain audit evidence about the adequacy of the internal financial controls system with reference to financial statements and their operating effectiveness. Our audit of internal financial controls with reference to financial statements included obtaining an understanding of internal financial controls with reference to financial statements, assessing the risk that a material weakness exists, and testing and evaluating the design and operating effectiveness of internal control based on the assessed risk. The procedures selected depend on the auditor's judgement, including the assessment of the risks of material misstatement of the financial statements, whether due to fraud or error.
5. We believe that the audit evidence we have obtained is sufficient and appropriate to provide a basis for our audit opinion on the Company's internal financial controls system with reference to financial statements.

Meaning of Internal Financial Controls with reference to financial statements

6. A company's internal financial controls with reference to financial statements is a process designed to provide reasonable assurance regarding the reliability of financial reporting and the preparation of financial statements for external purposes in accordance with generally accepted accounting principles. A company's internal financial controls with reference to financial statements includes those policies and procedures that (1) pertain to the maintenance of records that, in reasonable detail, accurately and fairly reflect the transactions and dispositions of the assets of the company; (2) provide reasonable assurance that transactions are recorded as necessary to permit preparation of financial statements in accordance with generally accepted accounting principles, and that receipts and expenditures of the company are being made only in accordance with authorisations of management and directors of the company; and (3) provide reasonable assurance regarding prevention or timely detection of unauthorised acquisition, use, or disposition of the company's assets that could have a material effect on the financial statements.

Inherent Limitations of Internal Financial Controls with reference to Financial Statements

7. Because of the inherent limitations of internal financial controls with reference to financial statements, including the possibility of collusion or improper management override of controls, material misstatements due to error or fraud may occur and not be detected. Also, projections of any evaluation of the internal financial controls with reference to financial statements to future periods are subject to the risk that the internal financial controls with reference to financial statements may become inadequate because of changes in conditions, or that the degree of compliance with the policies or procedures may deteriorate.

Opinion

8. In our opinion, the Company has, in all material respects, an adequate internal financial controls system with reference to financial statements and such internal financial controls with reference to financial statements were operating effectively as at March 31, 2023, based on the internal control over financial reporting criteria established by the Company considering the essential components of internal control stated in the Guidance Note on Audit of Internal Financial Controls Over Financial Reporting issued by the Institute of Chartered Accountants of India.

For **P. Chandrasekar LLP**
Chartered Accountants
FRN: 000580S/S200066

S. Raghavendhar
Partner

Place : Chennai
Date : May 30, 2023

Membership No.: 244016
UDIN: 23244016BGQPZN8904

Annexure - B to the Independent Auditor's Report for the year ended 31st March 2023

Referred to in paragraph 13 of the Independent Auditor's Report of even date to the members of Kothari Sugars and Chemicals Limited on the Ind AS financial statements as of and for the year ended March 31, 2023

To the best of our information and according to the explanations provided to us by the Company and the books of account and records examined by us in the normal course of audit, we state that:

- (i) In respect of the Company's Property, Plant and Equipment and Intangible Assets:
 - (a) (A) The Company is maintaining proper records showing full particulars, including quantitative details and situation, of property, plant and equipment, investment property and relevant details of right-of-use assets
(B) The Company has maintained proper records showing full particulars of intangible assets.
 - (b) As explained to us, the property, plant and equipment, investment property and right-of-use assets are physically verified by the Management at reasonable intervals; no material discrepancies were noticed on such verification.
 - (c) According to the information and explanations given to us and based on the examination of the documents provided to us, we report that the title deeds of all the immovable properties of land and buildings as disclosed in the Ind AS financial statements are held in the name of the Company as at the Balance Sheet date.
 - (d) The Company has not revalued any of its Property, Plant and Equipment (including right-of-use assets) and intangible assets during the year.
 - (e) No proceedings have been initiated during the year or are pending against the Company as at March 31, 2023 for holding any benami property under the Benami Transactions (Prohibition) Act, 1988 (as amended in 2016) and rules made thereunder.
- (ii) (a) The Management has conducted physical verification of inventory at reasonable intervals. In our opinion, the coverage and procedure of such verification is appropriate. No discrepancies of 10% or more in aggregate for each class of inventory were noticed on such physical verification.

- (b) The Company has been sanctioned working capital limits in excess of Rupees five crores in aggregate from banks / or financial institutions during the year on the basis of security of the current assets of the Company. The quarterly returns / statements filed by the Company with such banks and financial institutions are in agreement with the books of accounts of the Company.
- (iii) (a) During the year the Company has not provided loans or advances in the nature of loans, or stood guarantee, or provided security to any other entity. Hence reporting under clause (iii) (a) of the Order is not applicable.
- (b) The investments made during the year are not prejudicial to Company's interest. Further the Company has not provided guarantees, security or granted loans or advances in the nature of loans to Companies, Firms, Limited Liability Partnerships or any other parties, consequently requirement to report on these under clause (iii) (b) of the Order is not applicable.
- (c) The Company has not granted loans or advances in the nature of loans to companies, firms, Limited Liability Partnerships or any other parties. Accordingly, the requirement to report on clause 3(iii) (c) of the Order is not applicable to the Company.
- (d) The Company has not granted loans or advances in the nature of loans to companies, firms, Limited Liability Partnerships or any other parties. Accordingly, the requirement to report on clause 3 (iii) (d) of the Order is not applicable to the Company.
- (e) There were no loans or advances in the nature of loans granted to companies, firms, Limited Liability Partnerships or any other parties. Accordingly, the requirement to report on clause 3 (iii) (e) of the Order is not applicable to the Company.
- (f) The Company has not granted any loans or advances in the nature of loans, either repayable on demand or without specifying the terms or period of repayment to companies, firms, Limited Liability Partnerships or any other parties. Accordingly, the requirement to report on clause 3 (iii) (f) of the Order is not applicable to the Company.
- (iv) In our opinion, and according to the information and explanations given to us, the Company has complied with the provisions of Section 185 and 186 of the Companies Act, 2013 in respect of the investments made by it. The Company has not provided any loans or guarantee, or security as covered under Section 185 or 186 of the Companies Act, 2013.
- (v) The Company has not accepted any deposits from the public within the meaning of Sections 73, 74, 75 and 76 of the Act and the Rules framed there under to the extent notified. Accordingly, the requirement to report on clause 3(v) of the Order is not applicable to the Company.
- (vi) Pursuant to the rules made by the Central Government of India, the Company is required to maintain cost records as specified under Section 148(1) of the Act in respect of its products. We have broadly reviewed the same, and are of the opinion that, prima facie, the prescribed accounts and records have been made and maintained. We have not, however, made a detailed examination of the records with a view to determine whether they are accurate or complete.
- (vii) According to the information and explanations given to us and based on our audit procedures, we report that:
- (a) the Company is regular in depositing with the appropriate authorities the undisputed statutory dues including Provident Fund, Employees' State Insurance, Income Tax, Sales Tax, Customs Duty, Excise Duty, Cess, Goods and Service Tax as applicable to the appropriate authorities. There were no undisputed amounts payable which were in arrears as at 31st March 2023 for a period of more than six months from the date they become payable except as below:

Statute	Nature of Dues	Amount (₹ in lakhs)
Tamil Nadu Tax on Consumption or Sale of Electricity Act, 2003	Interest u/s 7 of Tamil Nadu Tax on Consumption or Sale of Electricity Act, 2003	432

- (b) Details of dues of various taxes and statutory dues not deposited on account of disputes as of 31st March 2023 is given below:

Name of the Statute	Nature of the Dues	Amount* (₹ in lakhs)	Forum where the dispute is pending	Period to which the dues belong to
Central Excise Act, 1944	Excise Duty*	3.87	Madras High Court	Oct' 1999 to Mar' 2000
Finance Act, 1994	Service Tax*	1.46	CESTAT	Mar 2011 to May 2011
Central Excise Act, 1944	Excise Duty*	87.31	CESTAT	April 1997 to December 1997
Tamil Nadu Tax on Consumption or sale of electricity Act, 2003	Electricity Tax	539.94	Government of Tamil Nadu	April 2009 to May 2011
	Interest on above dues	852.28		

*Amounts exclude interest and payments under protest.

- (viii) The Company has not surrendered or disclosed any transaction, previously unrecorded in the books of account, in the tax assessments under the Income Tax Act, 1961 as income during the year. Accordingly, the requirement to report on clause 3 (viii) of the Order is not applicable to the Company.
- (ix) (a) According to the records of the Company examined by us and the information and explanation given to us, the Company has not defaulted in repayment of loans or borrowings to any lender.
- (b) The Company has not been declared wilful defaulter by any bank or financial institution or government or any government authority..
- (c) The Company has not borrowed any term loan during the year 2022-23. Hence reporting under clause (ix) (c) of the Order is not applicable.
- (d) On an overall examination of the financial statements of the Company, no funds raised on short-term basis have been used for long term purposed by the Company.
- (e) The Company does not have any subsidiary, associate or joint venture. Accordingly, the requirement to report under clause (ix) (e) of the Order is not applicable.
- (f) The Company does not have any subsidiary, associate or joint venture. Accordingly, the requirement to report under clause (ix) (f) of the Order is not applicable.
- (x) (a) The Company has not raised any moneys by way of initial public offer, further public offer (including debt instruments) during the year. Accordingly, reporting under clause (x) (a) of the Order is not applicable.
- (b) On an overall examination of the financial statements, we report that the Company has not made any preferential allotment or private placement of shares or convertible debentures during the year. Accordingly, reporting under clause (x) (b) of the Order is not applicable.
- (xi) (a) During the course of our examination of the books and records of the Company, carried out in accordance with the generally accepted auditing practices in India, and according to the information and explanations given to us, we have neither come across any instance of material fraud by the Company or on the Company by its officers or employees, noticed or reported during the year, nor have we been informed of any such case by the Management.
- (b) During the year, no report under sub-section (12) of section 143 of the Companies Act, 2013 has been filed by cost auditor / secretarial auditor or by us in Form ADT-4 as prescribed under Rule 13 of Companies (Audit and Auditors) Rules, 2014 with the Central Government.
- (c) There were no whistle blower complaints received by the Company during the year.
- (xii) As the Company is not a Nidhi Company and the Nidhi Rules, 2014 are not applicable to it, the provisions of Clause 3(xii) of the Order are not applicable to the Company.
- (xiii) In our opinion, the Company has entered into transactions with related parties in compliance with the provisions of Sections 177 and 188 of the Act. The details of such related party transactions have been disclosed in the Ind AS financial statements as required under Indian Accounting Standard (Ind AS) 24, Related Party Disclosures specified under Section 133 of the Act.

- (xiv) (a) In our opinion the Company has an adequate internal audit system commensurate with the size and the nature of its business.
- (b) We have considered, the internal audit reports for the year under audit, issued to the Company during the year and till date.
- (xv) According to the information and explanations given by the management, the Company has not entered into any non-cash transactions with the director or persons connected with them as referred to in Section 192 of the Companies Act, 2013.
- (xvi) (a) According to the information and explanations given to us, the provisions of section 45-IA of the Reserve Bank of India Act, 1934 are not applicable to the Company.
- (b) The Company has not conducted any non-banking or housing finance activities.
- (c) The Company is not a Core Investment Company as defined in the regulations made by the Reserve Bank of India. Accordingly, reporting under clause 3 (xvi) (c) of the Order is not applicable.
- (d) There is no Core Investment Company as a part of the Group, hence, the requirement to report on clause 3 (xvi) (d) of the Order is not applicable to the Company.
- (xvii) The Company has not incurred cash losses in the current financial year and in the immediately preceding financial year
- (xviii) There has been no resignation of statutory auditors during the year and accordingly requirement to report on Clause 3(xviii) of the Order is not applicable.
- (xix) On the basis of ratios disclosed in the financial statements, ageing and expected dates of realization of financial assets and payment of financial liabilities, other information accompanying the financial statements, our knowledge of the meetings of the Board of Directors and management plans and based on our examination of the evidence supporting the assumptions, nothing has come to our attention, which causes us to believe that any material uncertainty exists as on the date of the audit report that Company is not capable of meeting its liabilities existing at the date of the balance sheet as and when they fall due within a period of one year from the balance sheet date. We, however, state that this is not an assurance as to the future viability of the Company. We further state that our reporting is based on the facts upto the date of the audit report and we neither given any guarantee nor any assurance that all liabilities falling due withing one year from the balance sheet date, will get discharged by the Company as and when they fall due.
- (xx) There are no unspent amounts that are required to be transferred to a fund specified in Schedule VII of the Companies Act, 2013 within a period of six months of the expiry of the financial year, in compliance with second proviso to sub-section 5 of section 135 of the Act. Accordingly, clauses 3(xx)(a) and 3(xx)(b) of the Order are not applicable.

For **P. Chandrasekar LLP**
Chartered Accountants
FRN: 000580S/S200066

S. Raghavendhar
Partner

Membership No.: 244016
UDIN: 23244016BGQPZN8904

Place : Chennai
Date : May 30, 2023

BALANCE SHEET AS AT MARCH 31, 2023

(₹ in Lakhs)

S.No	Particulars	Note No.	As at March 31, 2023	As at March 31, 2022
A	ASSETS			
	Non-Current Assets			
	(a) Property, Plant and Equipment	2	15,027.85	15,063.63
	(b) Capital Work in Progress	2	879.70	50.75
	(c) Investment Property	3	105.56	107.93
	(d) Intangible Assets other than goodwill	4	5.32	10.24
	(e) Right-of-use of assets	4a	81.03	90.76
	(f) Financial Assets			
	(i) Trade Receivables	6a	1517.88	-
	(ii) Other financial assets other than loans	7	99.26	588.77
	(g) Other Non-Current Assets	8	32.74	18.89
	Total non-Current Assets		17,749.34	15,930.97
	Current Assets			
	(a) Inventories	9	13,559.68	12,789.51
	(b) Financial Assets			
	(i) Investments	5	7,200.86	7,146.98
	(ii) Trade Receivables	6	2,823.64	2,483.04
	(iii) Cash and Cash Equivalents	10	16.97	24.60
	(iv) Bank balances other than (iii) above	11	9.42	9.43
	(v) Other Financial assets	7	1,189.45	271.39
	(c) Other current Assets	8	634.01	774.08
	Total Current Assets		25,434.03	23,499.03
	TOTAL ASSETS		43,183.37	39,430.00
B	EQUITY AND LIABILITIES			
	Equity			
	(a) Equity Share Capital	12	8,288.86	8,288.86
	(b) Other Equity	13	17,467.15	13,711.98
	Total Equity		25,756.01	22,000.84
	Liabilities			
	Non-Current Liabilities			
	(a) Financial Liabilities			
	(i) Borrowings	14	-	45.13
	(ii) Lease Liabilities	4b	81.86	89.60
	(b) Deferred Tax Liabilities	33	3072.18	2,725.85
	Total Non-Current Liabilities		3,154.04	2,860.58
	Current Liabilities			
	(a) Financial Liabilities			
	(i) Borrowings	15	3,761.70	5,551.81
	(ii) Lease liabilities	4b	6.45	4.20
	(iii) Trade Payables			
	(a) Total Outstanding dues to Micro and Small Enterprises	16	38.08	-
	(b) Total Outstanding dues of creditors other than Micro and Small Enterprises	16	8,505.01	7,729.57
	(iv) Other Financial Liabilities	17	373.01	211.26
	(b) Short term Provisions	19	782.02	446.55
	(c) Current Tax Liabilities (Net)	18(a)	138.95	44.76
	(d) Other Current Liabilities	18	668.10	580.43
	Total Current Liabilities		14,273.32	14,568.58
	Total Liabilities		17,427.36	17,429.16
	TOTAL EQUITY AND LIABILITIES		43,183.37	39,430.00

The accompanying notes are integral part of these financial Statements

Vide our report of even date

For P. Chandrasekar, LLP
Chartered Accountants

FRN : 000580S/S200066

S. Raghavendhar

Partner

Membership No. 244016

Place : Chennai

Date : May 30, 2023

For and on behalf of the Board of Directors
Arjun B. Kothari

Managing Director

DIN: 07117816

C.V. Krishnan

Director

DIN: 01606522

R. Prakash

Company Secretary

R. Krishnan

Chief Financial Officer

STATEMENT OF PROFIT & LOSS FOR THE YEAR ENDED 31ST MARCH 2023 (₹ in Lakhs)

S.No	Particulars	Note No.	For the year ended March 31, 2023	For the year ended March 31, 2022
I	Revenue from Operations	20	60,997.15	42,348.59
II	Other Income	21	852.99	679.41
III	Total Income (I+II)		61,850.14	43,028.00
IV	Expenses:			
	Cost of materials consumed	22	43,396.52	32,473.10
	Changes in Inventories of finished goods, work-in-progress and stock in trade	23	(650.45)	(4,028.11)
	Employee benefit expenses	24	3,328.51	2,564.32
	Finance costs	25	389.33	409.80
	Depreciation and amortisation expense	26	1,403.73	1,409.73
	Other expenses	27	8,859.88	6,372.98
	Total Expenses (IV)		56,727.52	39,201.82
V	Profit before exceptional items and Tax (III-IV)		5,122.62	3,826.18
VI	Exceptional items - (Expenses) / Income	28	362.14	109.93
VII	Profit before Tax (V - VI)		5,484.76	3,936.11
VIII	Tax Expense:			
	1) Current tax		958.30	728.96
	2) Deferred tax		334.13	(196.07)
	Total Tax expenses		1,292.43	532.89
IX	Profit for the year (VII-VIII)		4,192.33	3,403.22
	Other Comprehensive Income			
	A. (i) Items that will not be reclassified to profit or loss			
	a) Re-measurement of the defined benefit plan		(34.92)	(38.59)
	(ii) Income tax relating to items that will not be re-classified to profit or loss		12.20	11.24
	B. (i) Items that will be reclassified to profit or loss		-	-
	(ii) Income tax relating to items that will be re-classified to profit or loss		-	-
X	Total other comprehensive income (A(i+ii)+(B(i+ii)))		(22.72)	(27.35)
XI	Total Comprehensive Income (IX+X)		4,169.61	3,375.87
XII	Earnings Per Equity Share (Nominal value per share ₹10/-)			
	(a) Basic (₹)	37	5.06	4.11
	(b) Diluted (₹)	37	5.06	4.11

The accompanying notes are integral part of these financial Statements

Vide our report of even date

For P. Chandrasekar, LLP

Chartered Accountants

FRN : 000580S/S200066

S. Raghavendhar

Partner

Membership No. 244016

Place : Chennai

Date : May 30, 2023

For and on behalf of the Board of Directors

Arjun B. Kothari
Managing Director
DIN: 07117816

C.V. Krishnan
Director
DIN: 01606522

R. Prakash
Company Secretary

R. Krishnan
Chief Financial Officer

STATEMENT OF CHANGES IN EQUITY

A. Equity Share Capital as at 31.03.2023

(₹ in Lakhs)

Balance as on a April 01, 2022	Changes in Equity share Capital due to prior period errors	Restated balance as at April 1, 2022	Changes in equity share capital during 2022-23	Balance as on March 31, 2023
8,288.86	-	-	-	8,288.86

A. Equity Share Capital as at 31.03.2022

Balance as on a April 01, 2021	Changes in Equity share Capital due to prior period errors	Restated balance as at April 1, 2021	Changes in equity share capital during 2021-22	Balance as on March 31, 2022
8288.86	-	-	-	8,288.86

B. Other Equity as at 31.03.2023

(₹ in Lakhs)

Reserves and Surplus					
Particulars	Capital redemption reserve	Debenture redemption reserve	General reserve	Retained earnings	Total
Balance at April 01,2022	1,400.00	750.00	1,178.60	10,383.38	13711.98
Changes in accounting policy of prior period errors	-	-	-	-	-
Restated Balance at April 01,2022	-	-	-	-	-
Transfer from Debenture Redemption Reserve	-	(750.00)	750.00	-	-
Interim Dividend for FY 2022-23	-	-	-	(414.44)	(414.44)
Other Comprehensive Income for the year*	-	-	-	(22.72)	(22.72)
Profit for the year	-	-	-	4,192.33	4,192.33
Balance at March 31,2023	1,400.00	-	1,928.60	14,138.55	17,467.15

* Represents actuarial gain /(Loss) on remeasurement of defined benefit obligation.

B. Other Equity as at 31.03.2022

(₹ in Lakhs)

Reserves and Surplus					
Particulars	Capital redemption reserve	Debenture redemption reserve	General reserve	Retained earnings	Total
Balance at April 01,2021	1,400.00	750.00	1,178.60	7,007.51	10,336.11
Changes in accounting policy of prior period errors	-	-	-	-	-
Restated Balance at April 01,2021	-	-	-	-	-
Other Comprehensive income for the year*	-	-	-	(27.35)	(27.35)
Profit for the year	-	-	-	3,403.22	3,403.22
Balance at March 31, 2022	1,400.00	750.00	1,178.60	10,383.38	13,711.98

* Represents actuarial gain /(Loss) on remeasurement of defined benefit obligation.

The accompanying notes are integral part of these financial Statements

Vide our report of even date

For and on behalf of the Board of Directors

For P. Chandrasekar, LLP
Chartered Accountants
FRN : 000580S/S200066

S. Raghavendhar
Partner
Membership No. 244016

Place : Chennai

Date : May 30, 2023

Arjun B. Kothari
Managing Director
DIN: 07117816

C.V. Krishnan
Director
DIN: 01606522

R. Prakash
Company Secretary

R. Krishnan
Chief Financial Officer

CASH FLOW STATEMENT FOR THE YEAR ENDED 31ST MARCH, 2023

(₹ in Lakhs)

S. No	Particulars	For the year ended March 31, 2023		For the year ended March 31, 2022	
A.	Cash flow from operating activities				
	Profit before tax		5,484.76		3,936.11
	Adjustments for:				
	Depreciation and Amortisation	1,403.73		1,409.73	
	Finance Costs (net)	389.33		409.80	
	Dividend Income	(5.49)		(0.87)	
	Rental Income from Investment Property	(26.85)		(21.66)	
	Profit on sale of Fixed Assets (net)	(2.95)		(0.73)	
	Bad Debts Written off	-		43.86	
	Interest Income	(135.36)		(121.68)	
	Liability no longer required written back	(204.19)		(22.30)	
	Net (Gain) / Loss arising on FVPTL Transactions	177.77		(241.98)	
	Loss / (gain) on sale of investments	(455.71)	1,140.28	(38.09)	1,416.09
	Operating profit before working capital changes		6,625.04		5,352.20
	Changes in operating assets and liabilities				
	Adjustments for (increase) / decrease in:				
	Trade and other receivables	(1,858.48)		(418.14)	
	Inventories	(770.17)		(4,242.45)	
	Other Assets	1,013.71		701.99	
	Other Financial Assets	(428.55)		(408.39)	
	Trade Payable	813.52		(411.10)	
	Other Liabilities	(227.49)		(155.93)	
	Other Financial Liabilities	161.75	(1,295.71)	(7.33)	(4,941.35)
	Cash generated from operations		5,329.33		410.85
	Less :Direct taxes paid net of refund		817.09		679.35
	Net cash generated from operating activities		4,512.24		(268.50)
B.	Cash flow from investing activities				
	Purchase of Property,Plant and Equipment including capital work in progress		(2,147.95)		(426.15)
	Advances to Capital Creditors		(32.74)		(18.89)
	Proceeds from sale Fixed Assets		3.76		1.09
	(Purchase) / Sale of investments(net)		224.06		(1,035.92)
	Short Term Capital gains tax		(14.76)		(6.65)
	Rental Income from Investment Property		25.99		20.76
	Interest received		65.82		119.93
	Dividend received		5.49		0.87
	Net cash used in investing activities		(1,870.33)		(1,344.96)
C.	Cash flow from Financing activities				
	Repayment Term loan Borrowings		(700.00)		(730.37)
	Interim Dividend Paid		(414.44)		-
	Bank balances other than cash and cash equivalents		0.01		4.61
	Lease Rent payment under Ind AS 116		(13.92)		(9.28)
	Finance Cost		(385.96)		(392.49)
	Net cash used in financing activities		(1,514.31)		(1,127.53)
	Net (decrease) / increase in cash and cash equivalents (A+B+C)		1,127.61		(2,740.99)
	Reconciliation				
	Cash and cash equivalents as at beginning of the year		(4,827.21)		(2,086.22)
	Cash and cash equivalents as at end of the year		(3,699.60)		(4,827.21)
	Net (increase) / decrease in cash and cash equivalents		(1,127.61)		2,740.99

The accompanying notes are integral part of these financial Statements

Vide our report of even date

For P. Chandrasekar, LLP

Chartered Accountants

FRN : 000580S/S200066

S. Raghavendhar

Partner

Membership No. 244016

Place : Chennai

Date : May 30, 2023

For and on behalf of the Board of Directors

Arjun B. Kothari

Managing Director

DIN: 07117816

C.V. Krishnan

Director

DIN: 01606522

R. Prakash

Company Secretary

R. Krishnan

Chief Financial Officer

NOTES FORMING PART OF FINANCIAL STATEMENTS

Note - 1

CORPORATE OVERVIEW

Kothari Sugars and Chemicals Limited (referred to as “KSCL” or the “Company”) are the Manufacturers of Sugar, Alcohol and Powerhaving units at Kattur and Sathamangalam, Tamilnadu.

KSCL has two sugar factories having a capacity to crush 6400 Tons of Cane per day, generate 33 MW of power and a distillery having a capacity of 60 KLPD.

The functional and presentation currency of the Company is Indian Rupees (“₹”) which is the currency of the primary economic environment in which the Company operates.

SIGNIFICANT ACCOUNTING POLICIES

1. Statement of Compliance

The financial statements have been prepared in accordance with Ind AS notified under section 133 of the Companies Act 2013 [Companies (Indian Accounting Standards) Rules, 2015] and other relevant provisions of the Act.

1.1 Basis of preparation and presentation

The financial statements have been prepared in accordance with Ind AS under notified under section 133 of the Companies Act 2013 [Companies (Indian Accounting Standards) Rules, 2015] and other relevant provisions of the Act.

The financial statements have been prepared on a historical cost basis except for certain financial instruments that are measured at fair values at the end of each reporting period, as explained in the accounting policies below.

Historical cost is generally based on the fair value of the consideration given in exchange for goods and services.

Fair value is the price that would be received to sell an asset or paid to transfer a liability in an orderly transaction between market participants at the measurement date, regardless of whether that price is directly observable or estimated using another valuation technique. In estimating the fair value of an asset or a liability, the Company takes into account the characteristics of the asset or liability if market participants would take those characteristics into account when pricing the asset or liability at the measurement date. Fair value for measurement and/or disclosure purposes in these financial statements is determined on such a basis, leasing transactions that are within the scope of Ind AS 116, and measurements that have some similarities to fair value but are not fair value, such as net realizable value in Ind AS 2 or value in use in Ind AS 36.

In addition, for financial reporting purposes, fair value measurements are categorized into Level 1, 2, or 3 based on the degree to which the inputs to the fair value measurements are observable and the significance of the inputs to the fair value measurement in its entirety, which are described as follows:

- Level 1 inputs are quoted prices (unadjusted) in active markets for identical assets or liabilities that the entity can access at the measurement date,
- Level 2 inputs are inputs, other than quoted prices included within Level 1, that are observable for the asset or liability, either directly or indirectly and
- Level 3 inputs are unobservable inputs for the asset or liability.

The principal accounting policies are set out below:

1.2 Revenue Recognition

Revenue is measured at the fair value of the consideration received or receivable. Revenue is reduced for estimated customer returns, rebates and other similar allowances.

(a) Sale of goods

Revenue from the sale of goods is recognized at the point in time when control of goods is transferred to customer depending on the terms of the sales and all the following conditions are satisfied:

- the company has transferred to the buyer the significant risks and rewards of ownership of the goods.
- the company retains neither continuing managerial involvement to the degree usually associated with ownership nor effective control over the goods sold.
- the amount of revenue can be measured reliably.
- it is probable that the economic benefits associated with the transaction will flow to the company; and the costs incurred or to be incurred in respect of the transaction can be measured reliably.

(b) Rendering of Services

Revenue from a contract to provide services is based on the agreements/ arrangements with the concerned parties. In the case of services rendered over a period revenue is recognized based on the progress measured in line with the receiver of service. In the

NOTES FORMING PART OF FINANCIAL STATEMENTS

case of service rendered at a point in time, revenue is recognized on satisfaction of performance obligation.

(c) Dividend and interest income

- (i) Dividend income from investments is recognized when the shareholder's right to receive payment has been established.
- (ii) Interest income from a financial asset is recognized when it is probable that the economic benefits will flow to the Company using the effective interest rate method.

(d) Insurance Claims

Insurance claims are accounted for based on claims admitted/ expected to be admitted and to the extent that the amount recoverable can be measured reliably and it is reasonable to expect ultimate collection.

1.3 Leasing

Leases are classified in accordance with Ind AS 116, Standards for Leases which is effective from 01st April 2019. Below conditions need to be fulfilled if the contract is to be classified as lease:

- Identified asset.
- Lessee obtains substantially all of the economic benefits.
- Lessee directs the use.

Lessee Accounting:

- A Lessee will recognize assets and liabilities for all leases for a term of more than 12 months unless the underlying asset is of low value.
- A Lessee is required to recognize a right of use asset representing its right to use the underlying leased asset and a lease liability representing its obligations to make lease payments.
- A lessee will measure right-of-use assets similarly to other non-financial assets (such as property, plant and equipment) and lease liabilities similarly to other financial liabilities.
- A lessee recognizes depreciation of the right-of-use asset and interest on the lease liability (as per IND AS 17 the same was classified as rent in case of operating lease on a straight-line basis)
- Lease liability = Present value of lease rentals + present value of expected payments at the end of lease. The lease liability will be amortized using the effective interest rate method.
- Lease term = non-cancellable period + renewable period if lessee reasonably certain to exercise.
- Right to use asset = Lease liability + lease payments (advance)-lease incentives to be

received if any initial + initial direct costs + cost of dismantling/ restoring etc. The assets will be depreciated as per Ind AS 16 Property plant and equipment.

Lessor Accounting:

- A lessor shall classify each of its leases as either an operating lease or a finance lease.
- A lease is classified as a finance lease if it transfers substantially all the risks and rewards incidental to ownership of an underlying asset. A lease is classified as an operating lease if it does not transfer substantially all the risks and rewards incidental to ownership of an underlying asset.
- For operating leases, lessors continue to recognize the underlying asset and recognize the lease rental incomes on a straight-line basis.
- For finance leases, lessors derecognize the underlying asset and recognize a net investment in the lease.

1.4 Functional and presentation currency and Foreign Currency Transactions

Items included in the financial statements of the Company are measured using the currency of the primary economic environment in which these entities operate (i.e., the "functional currency"). The financial statements are presented in Indian Rupee (₹), the national currency of India, which is the functional currency of the Company.

In preparing the financial statements of the company, transactions in currencies other than the entity's functional currency (foreign currencies) are recognized at the rates of exchange prevailing at the dates of the transactions. All receivables and payable in foreign currency are restated based on the exchange rate prevailing at the reporting date and the resultant gain or loss is recognized in profit and loss statement.

1.5 Borrowing and related costs

Borrowings are initially recognized at fair value, net of transaction costs incurred. Borrowings are subsequently measured at amortized cost. Any difference between the proceeds (net of transaction costs), and the redemption amount is recognized in Profit and Loss over the period of borrowings using effective interest method.

Borrowing costs directly attributable to the acquisition, construction, or production of qualifying assets, which are assets that necessarily take a substantial period of time to get ready for their intended use or sale, are added to the cost of those assets, until such time as the assets are substantially ready for their

NOTES FORMING PART OF FINANCIAL STATEMENTS

intended use or sale. Interest income earned on the temporary investment of specific borrowings pending their expenditure on qualifying assets is deducted from the borrowing costs eligible for capitalization.

All other borrowing costs are recognized in profit or loss in the period in which they are incurred.

1.6 Government grants

Government grants are not recognized until there is a reasonable assurance that the Company will comply with the conditions attached to them and the grants will be received.

Government grants related to revenue nature are recognized on a systematic basis in the Statement of Profit and Loss over the periods necessary to match them with the related costs which they are intended to compensate and are adjusted with the related expenditure. If not related to a specific expenditure, it is taken as income and presented under "Other Income."

1.7 Employee Benefits**(a) Retirement benefit costs and termination benefits**

Payments to defined contribution retirement benefit plans are recognized as an expense when employees have rendered service entitling them to the contributions.

For defined benefit retirement benefit plans, the cost of providing benefits is determined using the projected unit credit method, with actuarial valuations being carried out at each balance sheet date.

Defined benefit costs are categorized as follows:

- Service cost (including current service cost, past service cost, as well as gains and losses on curtailments and settlements)
- net interest expense or income; and
- Re-measurement

The company presents the first two components of defined benefit costs in profit or loss in the line item 'Employee benefits expense'.

Past service cost is recognized in profit or loss in the period of a plan amendment.

Net interest is calculated by applying the discount rate at the beginning of the period to the net defined benefit liability or asset.

Re-measurement, comprising actuarial gains and losses, the effect of the changes to the asset ceiling (if applicable) and the return on plan assets (excluding net interest), is reflected immediately in the balance sheet with a charge or credit recognized in

other comprehensive income in the period in which they occur. Re-measurement recognized in other comprehensive income is reflected immediately in retained earnings and is not reclassified to profit or loss. Defined benefit plans comprise gratuity payable to eligible employees on the exit due to retirement or otherwise. Contributions paid/payable to defined contribution plans comprising of Superannuation and Provident Funds for certain employees covered under the respective Schemes are recognized in the Statement of Profit and Loss each year.

A liability for a termination benefit is recognized at the earlier of when the entity can no longer withdraw the offer of the termination benefit and when the entity recognizes any related restructuring costs.

(b) Short-term and other long-term employee benefits

A liability is recognized for benefits accruing to employees in respect of wages and salaries in the period the related service is rendered.

Liabilities recognized in respect of short-term employee benefits are measured at the undiscounted amount of the benefits expected to be paid in exchange for the related service.

Liabilities recognized in respect of other long-term employee benefits are measured at the present value of the estimated future cash outflows expected to be made by the Company in respect of services provided by employees up to the reporting date.

1.8 Earnings per Share

The Company presents basic and diluted earnings per share (EPS) data for its equity shares. Basic EPS is calculated by dividing the profit or loss attributable to equity shareholders by the weighted average number of equity shares outstanding during the period. Diluted EPS is determined by adjusting the profit or loss attributable to equity shareholders and the weighted average number of equity shares outstanding for the effects of all dilutive potential equity shares.

1.9 Taxation

Income tax expense represents the sum of the tax currently payable net of MAT (Minimum Alternate Tax) credit utilization and deferred tax.

a. Current tax

The tax currently payable is based on taxable profit for the year. Taxable profit differs from 'profit before tax' as reported in the statement of profit and loss because of items of income or expense that are taxable or deductible in other years and items that are never taxable or deductible. The Company's

NOTES FORMING PART OF FINANCIAL STATEMENTS

current tax is calculated using tax rates that have been enacted or substantively enacted by the end of the reporting period. Company offsets current tax assets and current tax liabilities, where it has a legally enforceable right to set off the recognized amounts and where it intends either to settle on a net basis or to realize the assets and settle the liabilities simultaneously.

b. Deferred tax

Deferred tax is recognized on temporary differences between the carrying amounts of assets and liabilities in the financial statements and the corresponding tax bases used in the computation of taxable profit. Deferred tax liabilities are generally recognized for all taxable temporary differences. Deferred tax assets are generally recognized for all deductible temporary differences to the extent that it is probable that taxable profits will be available against which those deductible temporary differences can be utilized. Such deferred tax assets and liabilities are not recognized if the temporary difference arises from the initial recognition (other than in a business combination) of assets and liabilities in a transaction that affects neither the taxable profit nor the accounting profit. In addition, deferred tax liabilities are not recognized if the temporary difference arises from the initial recognition of goodwill.

Deferred tax assets arising from deductible temporary differences associated with such investments and interests are only recognized to the extent that it is probable that there will be sufficient taxable profits against which to utilize the benefits of the temporary differences and they are expected to reverse in the foreseeable future.

The carrying amount of deferred tax assets is reviewed at the end of each reporting period and reduced to the extent that it is no longer probable that sufficient taxable profits will be available to allow all or part of the asset to be recovered.

Deferred tax liabilities and assets are measured at the tax rates that are expected to apply in the period in which the liability is settled or the asset realized, based on tax rates (and tax laws) that have been enacted or substantively enacted by the end of the reporting period.

The measurement of deferred tax liabilities and assets reflects the tax consequences that would follow from the manner in which the Company expects, at the end of the reporting period, to recover or settle the carrying amount of its assets and liabilities.

MAT Credit

It is the difference between the amount paid as per book profit tax under section 115JB of the Income tax Act, 1961 and the tax as per regular provisions of the Income Tax Act, 1961. MAT credit is a tax credit and as per IndAS 12 tax credits are treated as deferred tax assets.

c. Current and deferred tax for the year

Current and deferred tax are recognized in profit or loss, except when they relate to items that are recognized in other comprehensive income or directly in equity, in which case, the current and deferred tax are also recognized in other comprehensive income or directly in equity respectively.

1.10 Property, Plant and Equipment

Land and buildings held for use in the production or supply of goods or services, or for administrative purposes, are stated in the balance sheet at cost less accumulated depreciation and accumulated impairment losses. Freehold land is not depreciated.

Properties in the course of construction for production, supply or administrative purposes are carried at cost, less any recognized impairment loss. Cost includes professional fees and, for qualifying assets, borrowing costs capitalized in accordance with the Company's accounting policy. Such properties are classified into the appropriate categories of property, plant and equipment when completed and ready for intended use. Depreciation of these assets, on the same basis as other property assets, commences when the assets are ready for their intended use.

Fixtures and equipment are stated at cost less accumulated depreciation and accumulated impairment losses.

Depreciation is recognized so as to write off the cost of assets (other than freehold land and properties under construction) less their residual values over their useful lives, using the straight-line method. The estimated useful lives, residual values and depreciation method are reviewed at the end of each reporting period, with the effect of any changes in estimate accounted for on a prospective basis.

Estimated useful lives of the assets are as follows:

Block of the Asset	Useful Life in (years)
Freehold Land	NA
Factory Building	30
Plant and Equipment	15
Office Equipment	5
Furniture and Fixtures	10
Vehicles	8

NOTES FORMING PART OF FINANCIAL STATEMENTS

Useful lives applied as above are based on Schedule II to the Companies Act, 2023 except certain items of Buildings for which the useful life has been taken based on internal technical evaluation.

Assets costing ₹ 5,000 and below are depreciated over a period of one year. An item of property, plant and equipment is de-recognized upon disposal or when no future economic benefits are expected to arise from the continued use of the asset. Any gain or loss arising from the disposal or retirement of an item of property, plant and equipment is determined as the difference between the sales proceeds and the carrying amount of the asset and is recognized in profit or loss.

1.11 Investment Property

Investment properties are properties held to earn rentals and/or for capital appreciation (including property under construction for such purposes). Investment properties are measured initially at cost including transactions costs. Subsequent to initial recognition, investment properties are measured in accordance with Ind AS 16's requirement for cost model.

An investment property is derecognized upon disposal or when the investment property is permanently withdrawn from use and no future economic benefits are expected from the disposal. Any gain or loss arising on de-recognition of the property (calculated as the difference between the net disposal proceeds and the carrying amount of the asset) is included in profit or loss in the period in which the property is de-recognized.

1.12 Intangible Assets**(a) Intangible assets acquired separately**

Intangible assets with finite useful lives that are acquired separately are carried at cost less accumulated amortization and accumulated impairment losses. Amortization is recognized on a straight-line basis over their estimated useful lives. The estimated useful life and amortization method are reviewed at the end of each reporting period, with the effect of any changes in estimate being accounted for on a prospective basis. Intangible assets with indefinite useful lives that are acquired separately are carried at cost less accumulated impairment losses.

(b) De-recognition of intangible assets

An intangible asset is de-recognized on disposal, or when no future economic benefits are expected from use or disposal. Gains or losses arising from

de-recognition of an intangible asset, measured as the difference between the net disposal proceeds and the carrying amount of the asset, and are recognized in profit or loss when the asset is de-recognized.

(c) Useful lives of intangible assets

Estimated useful lives of the intangible assets are as follows software licenses 3 to 6 years

1.13 Inventories

Inventories are stated at the lower of cost and net realizable value. Net realizable value represents the estimated selling price for inventories less all estimated costs of completion and costs necessary to make the sale.

Cost of inventory comprises of purchase price, cost of conversion and other directly attributable costs that have been incurred in bringing the inventories to their respective present location and condition. Borrowing costs are not included in the value of inventories.

The cost of inventories is computed on a weighted average basis. Inventories are written down on a case-by-case basis if the anticipated net realizable value declines below the carrying amount of the inventories. Such write downs are recognized in the Statement of Profit and Loss. When the reason for a write-down of the inventories ceases to exist, the write-down is reversed.

1.14 Provisions

Provisions are recognized when the Company has a present obligation (legal or constructive) because of a past event, it is probable that the Company will be required to settle the obligation, and a reliable estimate can be made of the amount of the obligation.

The amount recognized as a provision is the best estimate of the consideration required to settle the present obligation at the end of the reporting period, considering the risks and uncertainties surrounding the obligation. When a provision is measured using the cash flows estimated to settle the present obligation, its carrying amount is the present value of those cash flows (when the effect of the time value of money is material).

When some or all of the economic benefits required to settle a provision are expected to be recovered from a third party, a receivable is recognized as an asset if it is virtually certain that reimbursement will be received, and the amount of the receivable can be measured reliably.

NOTES FORMING PART OF FINANCIAL STATEMENTS

1.15 Financial instruments

Financial assets and financial liabilities are recognized when a company entity becomes a party to the contractual provisions of the instruments.

Financial assets and financial liabilities are initially measured at fair value. Transaction costs that are directly attributable to the acquisition or issue of financial assets and financial liabilities (other than financial assets and financial liabilities at fair value through profit or loss) are added to or deducted from the fair value of the financial assets or financial liabilities, as appropriate, on initial recognition. Transaction costs directly attributable to the acquisition of financial assets or financial liabilities at fair value through profit or loss are recognized immediately in profit or loss.

1.16 Financial assets

All regular way purchases or sales of financial assets are recognized and derecognized on a trade date basis. Regular way purchases or sales are purchases or sales of financial assets that require delivery of assets within the time frame established by regulation or convention in the marketplace.

All recognized financial assets are subsequently measured in their entirety at either amortized cost or fair value, depending on the classification of the financial assets.

(a) Classification of financial assets

Debt instruments that meet the following conditions are subsequently measured at amortized cost (except for debt instruments that are designated as at fair value through profit or loss on initial recognition). The debt instruments carried at amortized cost include Deposits, Debtors, Loans and advances recoverable in cash.

The asset is held within a business model whose objective is to hold assets to collect contractual cash flows; and the contractual terms of the instrument give rise on specified dates to cash flows that are solely payments of principal and interest on the principal amount outstanding. All other financial assets are subsequently measured at fair value.

(b) Effective interest method

The effective interest method is a method of calculating the amortized cost of a debt instrument and of allocating interest expenses over the relevant period. The effective interest rate is the rate that exactly discounts estimated future cash receipts (including all fees and points paid or received that form an integral part of the effective interest rate,

transaction costs and other premiums or discounts) through the expected life of the debt instrument, or, where appropriate, a shorter period, to the net carrying amount on initial recognition.

Expense is recognized on an effective interest basis for debt instruments other than those financial liabilities classified as at FVTPL. Interest expense is recognized in profit or loss and is included in the Finance cost line item.

(c) Investments in equity instruments at FVTPL (Fair Value Through Profit and Loss account)

The Company has elected to carry investment in equity instruments as Fair value through Profit and Loss account. On initial recognition, the Company can make an irrevocable election (on an instrument-by-instrument basis) to present the subsequent changes in fair value in profit and loss account pertaining to investments in equity instruments. This election is permitted if the equity investment is held for trading. These elected investments are initially measured at fair value plus transaction costs. Subsequently, they are measured at fair value with gains and losses arising from changes in fair value recognized in the Profit and Loss account.

The Company has certain strategic equity investments, and some are held for trading. The Company has elected the FVTPL irrevocable option for these investments (see note 5). Fair value is determined in the manner described in note 39.3.

(d) Financial assets at fair value through profit or loss (FVTPL)

Financial assets at FVTPL are measured at fair value at the end of each reporting period, with any gains or losses arising on re-measurement recognized in profit or loss. The net gain or loss recognized in profit or loss incorporates any dividend or interest earned on the financial asset and is included in the 'Other income' line item.

(e) Impairment of financial assets

The Company applies the expected credit loss model for recognizing impairment loss on financial assets measured at amortized cost, lease receivables, trade receivables, and other contractual rights to receive cash or other financial asset, and financial guarantees not designated as at FVTPL.

Expected credit losses are the weighted average of credit losses with the respective risks of default occurring as the weights. Credit loss is the difference between all contractual cash flows that are due to the Company in accordance with the contract and all the

NOTES FORMING PART OF FINANCIAL STATEMENTS

cash flows that the Company expects to receive (i.e., all cash shortfalls), discounted at the original effective interest rate (or credit-adjusted effective interest rate for purchased or originated credit-impaired financial assets). The Company estimates cash flows by considering all contractual terms of the financial instrument through the expected life of that financial instrument.

For trade receivables or any contractual right to receive cash or another financial asset that result from transactions that are within the scope of Ind AS 11 and Ind AS 18, the Company always measures the loss allowance at an amount equal to lifetime expected credit losses.

The company assess the impairment of trade receivables on case-to-case basis and creates allowance for expected credit loss accordingly.

(f) De-recognition of financial assets

The Company de-recognizes a financial asset when the contractual rights to the cash flow from the asset expire, or when it transfers the financial asset and substantially all the risks and rewards of ownership of the asset to another party. If the Company neither transfers nor retains substantially all the risks and rewards of ownership and continues to control the transferred asset, the Company recognizes its retained interest in the asset and an associated liability for amounts it may have to pay. If the Company retains substantially all the risks and rewards of ownership of a transferred financial asset, the Company continues to recognize the financial asset and recognizes a collateralized borrowing for the proceeds received.

On de-recognition of a financial asset in its entirety, the difference between the asset's carrying amount and the sum of the consideration received and receivable and the cumulative gain or loss that had been recognized in other comprehensive income and accumulated in equity is recognized in profit or loss if such gain or loss would have otherwise been recognized in profit or loss on disposal of that financial asset.

(g) Modification of financial assets

When the contractual cash flows of a financial asset is modified without requiring a derecognition then the gross carrying amount of the financial assets is recalculated based on the modified cash flows and a gain or loss is recognized in the statement of profit and loss for the difference between the amortized cost before modification and the recalculated gross carrying amount.

1.17 Financial liabilities

All financial liabilities are subsequently measured at amortized cost using the effective interest method or at FVTPL.

However, financial liabilities that arise when a transfer of a financial asset does not qualify for de-recognition or when the continuing involvement approach applies, financial guarantee contracts issued by the Company, and commitments issued by the Company to provide a loan at below-market interest rate are measured in accordance with the specific accounting policies set out below.

(a) Financial liabilities at FVTPL

Financial liabilities at FVTPL include derivative liabilities. Non-derivative financial liabilities are classified as at FVTPL when the financial liability is either contingent consideration recognized by the Company as an acquirer in a business combination to which Ind AS 103 applies or is held for trading or it is designated as at FVTPL. There are no non-derivative financial liabilities carried at FVTPL.

Financial liabilities at FVTPL are stated at fair value, with any gains or losses arising on re-measurement recognized in profit or loss. Fair value is determined in the manner described in note 39.3.

(b) Financial liabilities subsequently measured at amortized cost

Financial liabilities that are not held-for-trading and are not designated as at FVTPL are measured at amortized cost at the end of subsequent accounting periods. The carrying amounts of financial liabilities that are subsequently measured at amortized cost are determined based on the effective interest method. Interest expense that is not capitalized as part of costs of an asset is included in the 'Finance costs' line item.

(c) De-recognition of financial liabilities

The Company de-recognizes financial liabilities when, and only when, the Company's obligations are discharged, cancelled, or have expired. An exchange between with a lender of debt instruments with substantially different terms is accounted for as an extinguishment of the original financial liability and the recognition of a new financial liability. Similarly, a substantial modification of the terms of an existing financial liability (whether or not attributable to the financial difficulty of the debtor) is accounted for as an extinguishment of the original financial liability and the recognition of a new financial liability. The difference between the carrying amount of the financial liability derecognized and the consideration paid and payable is recognized in profit or loss.

NOTES FORMING PART OF FINANCIAL STATEMENTS

1.18 Cash flow statement

Cash flows are reported using the indirect method, whereby profit / (loss) before tax is adjusted for the effects of transactions of non-cash nature and any deferrals or accruals of past or future cash receipts or payments. The cash flows from operating, investing, and financing activities of the Company are segregated based on the available information.

1.19 Key sources of estimation uncertainty and judgement made:

The estimates and underlying assumptions are reviewed on an ongoing basis. Revisions to accounting estimates are recognized in the period in which the estimate is revised if the revision affects only that period, or in the period of the revision and future periods if the revision affects both current and future periods.

Key assumption concerning the future and other key sources of estimation uncertainty at the end of the reporting period that may have a significant risk of causing a material adjustment to the carrying amounts of assets and liabilities within the next financial year is as given below.

(a) Fair value measurement and valuation processes

Some of the Company's assets and liabilities are measured at fair value for financial reporting purposes. In estimating the fair value of an asset or a liability, the Company uses market-observable data to the extent it is available. Where Level 1 inputs are not available, the Company engages third party qualified valuers to perform the valuation. The management works closely with the qualified external valuers to establish the appropriate valuation techniques and inputs to the model. Information about the valuation techniques and inputs used in determining the fair value of various assets and liabilities are disclosed in note 3.

(b) Useful lives of Property, Plant and Equipment

The useful life of property, plant, equipment, and other intangible assets are reviewed at each reporting date. Any re-adjustment would result in revised depreciation for the future periods.

(c) Provisions and contingent liabilities

The Company estimates provisions that have present obligations because of past events, and it is probable that an outflow of resources will be required to settle

the obligations. These provisions are reviewed at the end of each reporting period and are adjusted to reflect the current best estimates.

(d) Provision for Income tax and Deferred tax

The Income tax expenses for the year estimated using assumptions and judgements certain allowances and provisions, any change in actual income tax expenses is recognized in the year it arises. Deferred tax assets are recognized to the extent of future taxable profit expected by the management.

(e) Provision for defined benefit obligations to employees

The Company's provisions for defined benefit obligations are on the basis of actuarial valuation report which uses various inputs and assumptions to estimate the obligations. (Refer note 36).

(f) Significant judgements made in the preparation of financials

(a) Outcome of the litigations involving the company:

The impact of litigations involving the Company have been presented based on the best judgement of the Company on the outcome of these litigations wherever the management expects the outcome to be unfavorable, the expected outflow is estimated and provided in the books based on the provisioning policy.

1.20 Operating Cycle

Based on the nature of products / activities of the Company and the normal time between acquisition of assets and their realization in cash or cash equivalents, the Company has determined its operating cycle as 12 months for the purpose of classification of its assets and liabilities as current and non-current.

1.21 Cash and Cash equivalents

The Company considers all highly liquid investments, which are readily convertible into known amounts of cash that are subject to an insignificant risk of change in value to be cash equivalents. Cash and cash equivalents consist of balances with banks which are unrestricted for withdrawal and usage.

1.22 Rounding off amounts

All amounts disclosed in the financial statements and notes have been rounded off to the nearest lakhs as per the requirement of Schedule III, unless otherwise stated.

NOTES FORMING PART OF FINANCIAL STATEMENTS

Note - 2

PROPERTY, PLANT AND EQUIPMENT AND CAPITAL WORK-IN-PROGRESS

(₹ in Lakhs)

Particulars	As at March 31, 2023	As at March 31, 2022
Carrying amounts of		
Freehold land	391.31	391.31
Building	1,989.66	1,887.30
Plant and Equipment	12,266.67	12,400.48
Furniture and Fixtures	59.97	63.77
Office Equipment	2.70	2.70
Vehicles	317.54	318.07
Total	15,027.85	15,063.63
Capital work-in-progress	879.70	50.75
	15,907.55	15,114.38

(₹ in Lakhs)

Particulars	Freehold land	Building	Plant and Equipment	Furniture and fixtures	Vehicles	Office Equipment	Total
Cost or Deemed cost							
Balance at March 31, 2021	363.23	2,754.42	19,030.69	58.41	485.45	54.22	22,746.41
Additions	28.07	-	274.57	42.85	33.51	-	379.00
Disposals	-	-	24.33	-	7.27	-	31.61
Balance at March 31, 2022	391.31	2,754.42	19,280.92	101.26	511.68	54.22	23,093.81
Additions	-	228.80	1,065.78	2.42	54.73	-	1,351.73
Disposals	-	-	-	-	16.27	-	16.27
Balance at March 31, 2023	391.31	2,983.22	20,346.71	103.68	550.14	54.22	24,429.27

NOTES FORMING PART OF FINANCIAL STATEMENTS

(₹ in Lakhs)

Particulars	Freehold land	Building	Plant and Equipment	Furniture and fixtures	Vehicles	Office Equipment	Total
Accumulated depreciation and impairment							
Balance at March 31, 2021	-	744.85	5,673.58	32.66	146.95	51.51	6,649.55
Disposals	-	-	8.40	-	6.92	-	15.32
Depreciation expenses	-	122.27	1,215.27	4.82	53.58	-	1,395.94
Balance at March 31, 2022	-	867.12	6,880.45	37.48	193.61	51.51	8,030.18
Disposals	-	-	-	-	15.46	-	15.46
Depreciation expenses	-	126.45	1,199.59	6.22	54.45	-	1,386.71
Balance at March 31, 2023	-	993.57	8,080.04	43.71	232.60	51.51	9,401.43
Carrying amount as on March 31, 2022	391.31	1,887.30	12,400.47	63.77	318.07	2.70	15,063.63
Carrying amount as on March 31, 2023	391.31	1,989.66	12,266.67	59.97	317.54	2.70	15,027.85

(Details of assets offered as securities is provided in Note 14 and 15)

Capital Work In Progress Ageing Schedule as at 31.03.2023

Particulars	Less than 1 Year	1-2 years	2-3 years	More than 3 years	Total
Projects in progress	862.09	17.61	-	-	879.70

Change in CWIP as at 31.03.2023

Particulars	Opening Balance as at 01.04.22	Additions	Capitalized	Closing Balance as at 31.03.23
Capital work in Progress	50.75	862.09	33.14	879.70

Capital Work In Progress Ageing Schedule as at 31.03.2022

CWIP	Less than 1 Year	1-2 years	2-3 years	More than 3 years	Total
Projects in progress	50.75	-	-	-	50.75
	50.75	-	-	-	50.75

Change in CWIP as at 31.03.2022

Particulars	Opening Balance as at 01.04.21	Additions	Capitalized	Closing Balance as at 31.03.22
Capital work in Progress	3.60	50.75	3.60	50.75

NOTES FORMING PART OF FINANCIAL STATEMENTS
Note - 3
INVESTMENT PROPERTY

(₹ in Lakhs)

Particulars	As at March 31, 2023	As at March 31, 2022
Carrying amounts of		
Investment property	105.56	107.93
Total	105.56	107.93

Particulars	As at March 31, 2023	As at March 31, 2022
Cost or Deemed cost		
Balance at the beginning of the year	160.24	160.24
Disposal during the year	-	-
Balance at end of the year	160.24	160.24

Particulars	As at March 31, 2023	As at March 31, 2022
Accumulated depreciation and impairment		
Balance at the beginning of the year	52.31	49.94
Depreciation expenses	2.37	2.37
Balance at end of the year	54.68	52.31

All the Company's investment properties are held under freehold interests.

3.1 Fair value of the Company's investment properties

The following table gives details of the fair value of the Company's investment properties

Particulars	As at March 31, 2023	As at March 31, 2022
Land and Building in Tamilnadu	1,299.57	1,240.72
Land and Building other than in Tamilnadu	1,556.86	1,491.02
Total	2,856.43	2,731.74

The fair value of the Company's investment properties as at March 31, 2023 and March 31, 2022 has been arrived at on the basis of a valuation carried out by an independent valuer not registered under Rule 2 of Companies (Registered Valuers and Valuation) Rules, 2017.

Note - 4
OTHER INTANGIBLE ASSETS OTHER THAN GOODWILL

(₹ in Lakhs)

Particulars	As at March 31, 2023	As at March 31, 2022
Carrying amounts of		
Software and licenses	5.32	10.24
Total	5.32	10.24

Particulars	As at March 31, 2023	As at March 31, 2022
Cost or Deemed cost		
Balance at the beginning of the year	65.10	65.10
Additions	-	-
Balance at end of the year	65.10	65.10

NOTES FORMING PART OF FINANCIAL STATEMENTS

(₹ in Lakhs)

Particulars	As at March 31, 2023	As at March 31, 2022
Accumulated depreciation and impairment		
Balance at the beginning of the year	54.86	49.93
Depreciation expenses	4.93	4.93
Balance at end of the year	59.78	54.86
Carrying amount at the end of year	5.32	10.24

Note - 4a

RIGHT-OF-USE OF ASSETS

(₹ in Lakhs)

Particulars	As at March 31, 2023	As at March 31, 2022
Carrying amounts of		
Assets under Lease	81.03	90.76
Total	81.03	90.76

Particulars	As at March 31, 2023	As at March 31, 2022
Cost or Deemed cost		
Balance at the beginning of the year	97.24	-
Additions	-	97.24
Balance at end of the year	97.24	97.24

Particulars	As at March 31, 2023	As at March 31, 2022
Accumulated depreciation and impairment		
Balance at the beginning of the year	6.48	-
Depreciation expenses	9.72	6.48
Balance at end of the year	16.21	6.48
Carrying amount at the end of year	81.03	90.76

Note - 4b

Lease Liabilities

(₹ in Lakhs)

Particulars	As at March 31, 2023	As at March 31, 2022
Opening net carrying balance	93.79	-
Additions	-	97.24
Add: Accretion of interest	8.44	5.83
Less: Payments	13.92	9.28
Total	88.32	93.79
Of which		
Current	6.45	4.20
Non-Current	81.86	89.60
Total	88.32	93.79

NOTES FORMING PART OF FINANCIAL STATEMENTS
Note - 5 - INVESTMENTS

(₹ in Lakhs)

Particulars	No. of Shares / Bonds/Units	As at March 31, 2023	No. of Shares / Bonds/Units	As at March 31, 2022
I. Quoted Investments				
a) Investments in Equity Instruments at FVTPL				
KOTHARI PETROCHEMICALS LIMITED (Rs.10 EACH)	1,000	0.56	1,000	0.86
GUJARAT PETROSYNTHESIS LTD (Rs. 10 EACH)	5,000	1.50	5,000	2.04
REC LTD (Rs.10 EACH)	27,246	31.46	9,695	11.93
Total		33.52		14.82
b) Investments in Infrastructure Investment Funds (Invts)				
INDIA GRID TRUST	1,23,356	166.26	96,765	142.45
POWERGRID INFRASTRUCTURE INVESTMENT TRUST	85,891	105.23	56,095	75.11
Total		271.49		217.56
c) Other Investments in Mutual Funds at FVTPL				
ADITYA BIRLA SUNLIFE BANKING & PSU DEBT FUND	46,815	149.15	46,815	142.47
ADITYA BIRLA SUNLIFE CORPORATE BOND FUND	2,23,849	214.01	3,67,639	335.31
ADITYA BIRLA SUNLIFE FLOATING RATE FUND	77,889	233.35	77,889	220.85
ADITYA BIRLA SUNLIFE LIQUID FUND	-	-	26,391	90.56
ADITYA BIRLA SUNLIFE MONEY MANAGER FUND	33,566	106.13	33,566	100.33
ADITYA BIRLA SUNLIFE SHORT TERM FUND	7,92,794	339.06	7,92,794	321.39
ADITYA BIRLA SUNLIFE SAVINGS FUND	68,275	321.07	68,275	304.04
AXIS CORPORATE BOND FUND	2,34,043	35.04	-	-
AXIS FIXED TERM PLAN - SERIES 114 (83 DAYS)	9,99,950	100.20	-	-
AXIS LIQUID FUND	620	15.51	-	-
BANDHAN BANKING AND PSU DEBT FUND - Erstwhile IDFC MF	5,28,541	112.86	8,59,296	175.29
BANDHAN BOND FUND-SHORT TERM - Erstwhile IDFC MF	5,40,831	276.00	5,40,831	264.99
BANDHAN CORPORATE BOND FUND - Erstwhile IDFC MF	26,44,165	438.99	29,47,633	472.81
BANDHAN CRISIL GILT 2027 INDEX FUND - Erstwhile IDFC MF	16,96,148	185.23	-	-
BANDHAN FIXED TERM PLAN SERIES 178 - Erstwhile IDFC MF	-	-	20,00,000	252.65
BANDHAN FLOATING RATE FUND - Erstwhile IDFC MF	-	-	3,20,881	33.60
BANDHAN ULTRA SHORT TERM FUND - Erstwhile IDFC MF	-	-	14,10,775	175.09
EDELWEISS BHARAT BOND FUND OF FUND	9,99,940	104.61	9,99,940	100.99
EDELWEISS ARBITRAGE FUND	2,90,415	50.68	-	-
ETERNITY CAPITAL FUND - ALTERNATIVE INVESTMENT FUND	8,78,741	124.34	8,78,741	129.27
FRANKLIN INDIA ULTRA SHORT TERM BOND FUND	-	-	7,455	2.50
HDFC CORPORATE BOND FUND	13,58,057	375.09	3,98,928	105.64
HDFC FMP 1133 D - SERIES 44	-	-	20,00,000	252.37
HDFC FMP 1406D AUG 22 - SERIES 46	9,99,950	103.54	-	-
HDFC MONEY MARKET FUND	-	-	8,937	416.02
HDFC SHORT TERM DEBT FUND	4,03,106	110.83	4,03,106	105.69
HDFC ULTRA SHORT TERM FUND	11,52,220	151.01	11,52,220	143.02
ICICI PRU CORPORATE BOND FUND	18,82,580	489.99	12,27,863	301.89
ICICI PRUDENTIAL SHORT TERM FUND	7,08,517	385.21	2,07,358	105.85
ICICI PRUDENTIAL ULTRA SHORT TERM FUND	-	-	21,55,503	515.40
ICICI PRUDENTIAL FMP - SERIES 88	9,99,950	100.18	-	-
INVESCO INDIA MONEY MARKET FUND	-	-	3,950	100.36
JM SHORT DURATION FUND	9,99,950	103.45	-	-
JM LOW DURATION FUND	1,71,053	55.08	-	-
KOTAK CORPORATE BOND FUND	6,672	218.59	6,672	209.03
NIPPON INDIA FIXED HORIZON FUND-FMP	-	-	30,00,000	382.18
NIPPON INDIA BANKING & PSU DEBT FUND	-	-	6,12,373	105.66
NIPPON INDIA CORPORATE BOND FUND	4,06,485	211.83	-	-
NIPPON INDIA FLOATING RATE FUND	4,51,429	178.38	5,78,889	218.50
NIPPON INDIA AAA PSU BOND SDL - SEP 2026	9,99,950	103.24	-	-
NIPPON INDIA NIFTY G-SEC SEP 2027 MATURITY INDEX FUND	4,65,157	47.41	-	-
NIPPON INDIA QUARTERLY INTERVAL FUND - SERIES 111	5,47,147	100.54	-	-
NIPPON INDIA LIQUID FUND	-	-	3,691	192.24
TATA BANKING & PSU DEBT FUND	8,60,139	106.52	8,60,139	102.17
TATA LIQUID FUND	-	-	3,008	101.10
UTI SHORT TERM INCOME FUND	3,82,014	107.44	3,82,014	102.22
Edelweiss NIFTY PSU Bond Plus SDL Index Fund - Growth	4,77,526	50.15	-	-
Edelweiss Bharat Bond FOF - Direct Plan	4,00,875	50.15	-	-
HDFC Overnight Fund - Direct - Growth	316	10.57	-	-
Total		5,865.42		6,581.47
Total Quoted Investments		6,170.43		6,813.86

NOTES FORMING PART OF FINANCIAL STATEMENTS

Particulars	No. of Shares / Bonds/Units	As at March 31, 2023	No. of Shares / Bonds/Units	As at March 31, 2022
II. Un-quoted Investments				
a) Investments in Debentures carried at amortized cost				
11.03% NCD - TATA MOTORS FINANCE LIMITED	30	328.10	30	327.92
7.60% NCD - FOOD CORPORATION OF INDIA LTD	10	101.02	30	-
8.25% NCD - REC LTD	3	31.47	30	-
9.10% NCPD - TATA INTERNATIONAL LTD	10	102.92	30	-
8.65% NCD - TATA CLEANTECH CAPITAL LTD	5	53.27	30	-
10.25% NCD - 26 Apr 24 - SHRIRAM FINANCE LIMITED	10	101.34	-	-
NCD 18 Nov 23 - SHRIRAM FINANCE LIMITED	9	103.51	-	-
MLD 21 OCT 24 - DMI FINANCE PRIVATE LTD	10	103.21	-	-
8.30% NCD - TATA CAPITAL FINANCIAL SERVICES LTD	100	100.60	30	-
Total		1,025.43		327.92
b) Investments in Equity Instruments at FVPTL				
BIO- TECH CONSORTIUM LTD (Rs..10 EACH)	50,000	5.00	50,000	5.00
KOTHARI SUGARS & CHEMICALS LTD- EMPLOYEES CO-OPERATIVE SOCIETY LTD OF Rs.10/- EACH.	-	-	2,086	0.20
Total Un-quoted Investments	-	5.00	-	5.20
Total other Investments - Current	-	7,200.86	-	7,146.98
Cost of Quoted Investments	-	5,703.77	-	6,109.01
Cost of Un-quoted Investments	-	1,030.43	-	333.12

Note - 6

TRADE RECEIVABLES

(₹ in Lakhs)

Particulars	As at March 31, 2023	As at March 31, 2022
Considered Good - Secured		-
Considered Good - Unsecured	2,819.33	2,477.24
Significant Increase in credit risk	4.31	5.80
Total	2,823.64	2,483.04
Current	2,823.64	2,483.04

TRADE RECEIVABLES AGEING SCHEDULE AS AT 31.03.2023

(₹ in Lakhs)

Particulars	Outstanding for following periods from due date of payment						
	Not due	Less than 6 months	6 months - 1 year	1-2 years	2-3 years	More than 3 years	Total
(i) Undisputed Trade receivables - considered good	878.02	1,941.32	-	-	-	-	2,819.34
(ii) Undisputed Trade Receivables - which have significant increase in credit risk	-	-	-	-	4.31	-	4.31
(iii) Undisputed Trade Receivables - Credit Impaired	-	-	-	-	-	-	-
(iv) Disputed Trade receivables - considered good	-	-	-	-	-	-	-
(v) Disputed Trade Receivables - which have significant increase in credit risk	-	-	-	-	-	-	-
(vi) Disputed Trade Receivables - Credit Impaired	-	-	-	-	-	-	-
Total	878.02	1,941.32	-	-	4.31	-	2,823.65

NOTES FORMING PART OF FINANCIAL STATEMENTS

TRADE RECEIVABLES AGEING SCHEDULE AS AT 31.03.2022

(₹ in Lakhs)

Particulars	Outstanding for following periods from due date of payment						Total
	Not due	Less than 6 months	6 months - 1 year	1-2 years	2-3 years	More than 3 years	
(i) Undisputed Trade receivables - considered good	303.64	938.45	-	1,235.14	-	-	2,477.24
(ii) Undisputed Trade Receivables - which have significant increase in credit risk	-	-	-	5.80	-	-	5.80
(iii) Undisputed Trade Receivables - Credit Impaired	-	-	-	-	-	-	-
(iv) Disputed Trade receivables - considered good	-	-	-	-	-	-	-
(v) Disputed Trade Receivables - which have significant increase in credit risk	-	-	-	-	-	-	-
(vi) Disputed Trade Receivables - Credit Impaired	-	-	-	-	-	-	-
Total	303.64	938.45	-	1,240.94	-	-	2,483.04

NOTE 6(a)

TRADE RECEIVABLES

(₹ in Lakhs)

Particulars	As at March 31, 2023	As at March 31, 2022
Considered Good - Secured	-	-
Considered Good - Unsecured	1,517.88	-
Significant Increase in credit risk	-	-
Total	1,517.88	-
Non-Current	1,517.88	-

NOTES FORMING PART OF FINANCIAL STATEMENTS

TRADE RECEIVABLES AGEING SCHEDULE AS AT 31.03.2023

(₹ in Lakhs)

Particulars	Outstanding for following periods from due date of payment						Total
	Not due	Less than 6 months	6 months - 1 year	1-2 years	2-3 years	More than 3 years	
(i) Undisputed Trade receivables - considered good	1,517.88	-	-	-	-	-	1,517.88
(ii) Undisputed Trade Receivables - which have significant increase in credit risk	-	-	-	-	-	-	-
(iii) Undisputed Trade Receivables - Credit Impaired	-	-	-	-	-	-	-
(iv) Disputed Trade receivables - considered good	-	-	-	-	-	-	-
(v) Disputed Trade Receivables - which have significant increase in credit risk	-	-	-	-	-	-	-
(vi) Disputed Trade Receivables - Credit Impaired	-	-	-	-	-	-	-
Total	1,517.88	-	-	-	-	-	1,517.88

TRADE RECEIVABLES AGEING SCHEDULE AS AT 31.03.2022

(₹ in Lakhs)

Particulars	Outstanding for following periods from due date of payment						Total
	Not due	Less than 6 months	6 months - 1 year	1-2 years	2-3 years	More than 3 years	
(i) Undisputed Trade receivables - considered good	-	-	-	-	-	-	-
(ii) Undisputed Trade Receivables - which have significant increase in credit risk	-	-	-	-	-	-	-
(iii) Undisputed Trade Receivables - Credit Impaired	-	-	-	-	-	-	-
(iv) Disputed Trade receivables - considered good	-	-	-	-	-	-	-
(v) Disputed Trade Receivables - which have significant increase in credit risk	-	-	-	-	-	-	-
(vi) Disputed Trade Receivables - Credit Impaired	-	-	-	-	-	-	-
Total	-	-	-	-	-	-	-

NOTES FORMING PART OF FINANCIAL STATEMENTS
Note - 7
OTHER FINANCIAL ASSETS

(₹ in Lakhs)

Particulars	Non-Current		Current	
	As at March 31, 2023	As at March 31, 2022	As at March 31, 2023	As at March 31, 2022
At Amortised Cost				
Unsecured, considered good				
a) Security Deposit	99.26	88.77	49.51	78.00
b) Deposits maturing after 12 months	-	500.00	-	-
c) Deposits maturing within 12 months	-	-	802.30	-
d) Advance recoverable in cash				
(i) Unsecured and Considered good	-	-	337.64	193.39
(ii) Considered doubtful	-	-	-	-
Less: Provision for Doubtful advances	-	-	-	-
Total	99.26	588.77	1,189.45	271.39

Note - 8
OTHER ASSETS

(₹ in Lakhs)

Particulars	Non-Current		Current	
	As at March 31, 2023	As at March 31, 2022	As at March 31, 2023	As at March 31, 2022
a) Balance with Customs and Central Excise / GST authorities	-	-	142.04	135.06
b) Captial advances to suppliers	32.74	18.89	-	-
c) Other advances to suppliers	-	-	218.90	168.11
d) Advance recoverable in kind or for value to be received				
(i) Unsecured and Considered good	-	-	273.07	470.91
(ii) Considered doubtful	-	-	-	-
Less: Provision for Doubtful advances	-	-	-	-
Total	32.74	18.89	634.01	774.08

Note - 9
INVENTORIES

(₹ in Lakhs)

Particulars	As at March 31, 2023	As at March 31, 2022
a) Raw Materials	421.73	380.94
b) Work-in-Process	554.88	470.46
c) Finished goods	11,891.65	11,325.62
d) Stores and spares	780.51	701.12
Less: Writedown of non-moving stores & spares	(89.09)	(88.63)
Total	13,559.68	12,789.51

NOTES FORMING PART OF FINANCIAL STATEMENTS

The cost of inventories recognised as an expense during the year was ₹42,746.07 Lakhs(2021-22 ₹28,444.99 Lakhs).

Inventories are stated at the lower of cost and net realizable value. Net realizable value represents the estimated selling price for inventories less all estimated costs of completion and costs necessary to make the sale.

Cost of inventory comprises of purchase price, cost of conversion and other directly attributable costs that have been incurred in bringing the inventories to their respective present location and condition. Borrowing costs are not included in the value of inventories.

The cost of inventories is computed on weighted average basis. Inventories are written down on a case-by-case basis if the anticipated net realizable value declines below the carrying amount of the inventories. Such write downs are recognized in the Statement of Profit and Loss. When the reason for a write-down of the inventories ceases to exist, the write-down is reversed.

Note - 10**CASH AND CASH EQUIVALENTS**

(₹ in Lakhs)

Particulars	As at March 31, 2023	As at March 31, 2022
a) Balances with banks		
(i) In Current account	3.75	10.75
(ii) In Deposit account	11.90	11.95
b) Cash on hand	1.32	1.90
Total	16.97	24.60

Note - 11**OTHER BANK BALANCES**

(₹ in Lakhs)

Particulars	As at March 31, 2023	As at March 31, 2022
a) Balances with banks in earmarked accounts		
(i) In unclaimed Dividend account	8.77	8.81
(ii) In margin money accounts for Bank Guarantee issued	0.65	0.62
Total	9.42	9.43

Note - 12**EQUITY SHARE CAPITAL**

(₹ in Lakhs)

Particulars	As at March 31, 2023	As at March 31, 2022
AUTHORISED		
Equity Shares :		
13,00,00,000 Equity shares of ₹ 10/- each (March 31, 2022 - 13,00,00,000)	13,000.00	13,000.00
12,00,000 Redeemable Preference shares of ₹ 100/- each (March 31, 2022 - 12,00,000)	1,200.00	1,200.00
20,00,000 Redeemable Preference shares of ₹ 10/- each (March 31, 2022 - 20,00,000)	200.00	200.00
ISSUED, SUBSCRIBED AND FULLY PAID UP		
8,28,88,580 (March 31, 2022) Equity Shares of ₹ 10/- each	8,288.86	8,288.86
Total	8,288.86	8,288.86

NOTES FORMING PART OF FINANCIAL STATEMENTS

(₹ in Lakhs)

Shares held by Promoter at the end of the year	As at 31 st March 2023		
	Promoter Name	No. of shares	% of the total shares
(i) Parvathi Trading and Finance Company Pvt. Ltd *	5,81,86,610	70.20	-
(ii) Nina B Kothari	26,83,498	3.24	-
(iii) Arjun B Kothari	54,467	0.07	-
(iv) Nayantara B Kothari	23,025	0.03	-
(v) Anandita Kothari	-	-	-

* The holding Company, Parvathi Trading and Finance Company Private Limited which held 70.20% in Kothari Sugars and Chemicals Limited (KSCL) got amalgamated with NBK Real Estates Private Limited pursuant to the Scheme of Amalgamation for the Group Companies restructuring as approved by the Hon'ble National Company Law Tribunal, Chennai. Hence, NBK Real Estates Private Limited is the holding company of KSCL holding 70.20% with effect from 15.05.2023. However, the ultimate control of the Company remains with the same individuals, as before.

Shares held by Promoter at the end of the year	As at 31 st March 2022		
	Promoter Name	No. of shares	% of the total shares
(i) Parvathi Trading and Finance Company Pvt. Ltd	5,81,86,610	70.20	-
(ii) Nina B Kothari	26,83,498	3.24	-
(iii) Arjun B Kothari	54,467	0.07	-
(iv) Nayantara B Kothari	23,025	0.03	-
(v) Anandita Kothari	-	-	-

12.1 Reconciliation of number of shares and amount outstanding at the beginning and at the end of the reporting period.

Reconciliation	2022-23		2021-22	
	No. of shares	₹ Lakhs	No. of shares	₹ Lakhs
Equity Shares of ₹10 each fully paid up				
At the beginning of the period	8,28,88,580	8,288.86	8,28,88,580	8,288.86
At the end of the period	8,28,88,580	8,288.86	8,28,88,580	8,288.86

12.2 Details of shares held by each shareholder holding more than 5 percent of equity shares in the Company

Reconciliation	No. of shares held as at			
	March 31, 2023		March 31, 2022	
	Nos.	%	Nos.	%
Parvathi Trading and Finance Co Pvt.Ltd (NBK Real Estates Pvt.Ltd.(Holding Company)	5,81,86,610	70.20	5,81,86,610	70.20

12.3 Term attached to Equity Shares:

The Company has one class of equity share having a par value of ₹ 10 per share. Each holder of equity share is entitled to one vote per share. All equity shares have equal rights to receive or participate in any dividend or other distribution in respect of such shares.

NOTES FORMING PART OF FINANCIAL STATEMENTS

Note - 13

OTHER EQUITY

(₹ in Lakhs)

Particulars	As at March 31, 2023	As at March 31, 2022
Capital Redemption Reserve	1,400.00	1,400.00
Debenture Redemption Reserve	-	750.00
General Reserve	1,928.60	1,178.60
Retained earnings	14,138.55	10,383.38
Total	17,467.15	13,711.98

Particulars	As at March 31, 2023	As at March 31, 2022
a) Capital Redemption Reserve		
Opening balance	1,400.00	1,400.00
Add: Appropriation from statement of Profit and Loss	-	-
Closing Balance	1,400.00	1,400.00

The capital redemption reserve is created out of the statutory requirement to create such reserve on redemption of Preference shares. These are not available for distribution of dividend and will not be reclassified subsequently to profit or loss.

Particulars	As at March 31, 2023	As at March 31, 2022
b) Debenture Redemption Reserve		
Opening balance	750.00	750.00
Add: Appropriation from statement of Profit and Loss	-	-
Less: Transfer to General Reserve	750.00	-
Closing Balance	-	750.00
Since there is no outstanding of Debentures the said reserve transferred to General Reserve.		
c) General Reserve		
Opening balance	1,178.60	1,178.60
Add: Transfer from Debenture Redemption Reserve	750.00	-
Closing Balance	1,928.60	1,178.60

The general reserve is used from time to time to transfer profits from retained earnings for appropriation purposes. As the general reserve is created by a transfer from one component of equity to another and is not an item of other comprehensive income, items included in the general reserve will not be reclassified subsequently to profit or loss except to the extent permitted as per Companies Act, 2013 and Rules made thereunder.

Particulars	As at March 31, 2023	As at March 31, 2022
d) Retained Earnings		
Opening balance	10,383.38	7,007.51
Less: Dividend on Equity Shares	414.44	-
Profit/(Loss) for the year	4,169.61	3,375.87
Closing Balance	14,138.55	10,383.38
The amount that can be distributed by the Company as dividends to its equity shareholders is determined based on the financial performance of the Company and also considering the requirements of the Companies Act, 2013. Thus, the amounts reported above are not distributable in entirety.		
Total Other Equity	17,467.15	13,711.98

NOTES FORMING PART OF FINANCIAL STATEMENTS
Note - 14
NON-CURRENT BORROWINGS

(₹ in Lakhs)

Particulars	Non-Current Portion		Current Maturities	
	As at March 31, 2023	As at March 31, 2022	As at March 31, 2023	As at March 31, 2022
Secured - at amortised cost				
i) Term Loans from Banks	-	45.13	45.13	700.00
Grand Total	-	45.13	45.13	700.00

SUMMARY OF BORROWING ARRANGEMENTS

(₹ in Lakhs)

Particulars	As at March 31, 2023	As at March 31, 2022	Rate of interest %	Amount of each installment	Security	Terms of Repayment
Kattur Distillery Plant Modernisation	11.80	311.80	9.90	11.80	Exclusive charge on assets to be purchased / created out of fresh Term Loan at Kattur Plant and Paripassu first charge on land, Buildings and Plant and Machinery and all movable properties (present and future) of the Sathamangalam sugar & cogeneration Unit with Indian Bank.	Repayment 33 monthly installments starting from August 2020 ending in April 2023
COVID-19 Emergency line of Credit	33.33	433.33	7.30	33.33	80% of the limit to be secured by stocks and book debts and balance 20% will be clean and extension of Paripassu first charge on land, Buildings and Plant and Machinery and all movable properties (present and future) of the Sathamangalam sugar & cogeneration Unit with Indian Bank.	Repayment 30 monthly installments starting from November 2020 ending in April 2023
Total	45.13	745.13				

Note - 15
SHORT TERM BORROWINGS

(₹ in Lakhs)

Particulars	As at March 31, 2023	As at March 31, 2022
Secured - at amortised cost		
Loan repayable on demand (refer note a)	3,716.57	4,851.81
Current maturities of long term borrowings (refer note b & c)	45.13	700.00
Total	3,761.70	5,551.81

a) Working capital facilities of ₹3,716.57 lakhs (Prev.year ₹4,851.81 lakhs) in the form of open cash credit has been availed from Indian bank. The loans were secured by Parri Passu first charge on land, buildings and Plant and equipment and all the movable properties (present and future) and hypothecation of Finished Goods / Work-in-process/stores and spares and book debts of Sathamangalam sugar and Co-generation Unit.

b) Exclusive charge on assets to be purchased / created out of fresh Term Loan at Kattur Plant and Paripassu first charge on land, Buildings and Plant and Machinery and all movable properties (present and future) of the Sathamangalam sugar & cogeneration Unit with Indian Bank. Balance ₹11.80 lakhs (Prev.year ₹300 lakhs).

NOTES FORMING PART OF FINANCIAL STATEMENTS

c) 80% of the limit to be secured by stocks and book debts and balance 20% will be clean and extension of Paripassu first charge on land, Buildings and Plant and Machinery and all movable properties (present and future) of the Sathamangalam sugar & cogeneration Unit with Indian Bank. Balance ₹33.33 lakhs (Prev.year ₹400 lakhs).

Note - 16**TRADE PAYABLES AGEING SCHEDULE AS AT 31.03.2023**

(₹ in Lakhs)

Particulars	Outstanding for following periods from due date of payment					Total
	Not due	Less than 1 year	1-2 years	2-3 years	More than 3 years	
(i) MSME	38.08	-	-	-	-	38.08
(ii) Others	1,562.56	2,461.72	-	1.00	6.99	4,032.27
(iii) Disputed dues	-	-	-	-	-	-
MSME	-	-	-	-	-	-
Others	-	164.10	162.92	194.84	3,950.87	4,472.74
Total	1,600.64	2,625.82	162.92	195.85	3,957.86	8,543.09

Identification of MSME Vendors is on the basis of information provided by the respective vendor.

TRADE PAYABLES AGEING SCHEDULE AS AT 31.03.2022

(₹ in Lakhs)

Particulars	Outstanding for following periods from due date of payment					Total
	Not due	Less than 1 year	1-2 years	2-3 years	More than 3 years	
(i) MSME	-	-	-	-	-	-
(ii) Others	1,325.66	1,932.26	17.13	11.64	72.38	3,359.06
(iii) Disputed dues	-	-	-	-	-	-
MSME	-	-	-	-	-	-
Others	-	162.92	183.82	988.28	3,035.49	4,370.51
Total	1,325.66	2,095.18	200.95	999.91	3,107.87	7,729.57

Identification of MSME Vendors is on the basis of information provided by the respective vendor.

Note - 17**OTHER FINANCIAL LIABILITIES**

(₹ in Lakhs)

Particulars	Current		Non-Current	
	As at March 31, 2023	As at March 31, 2022	As at March 31, 2023	As at March 31, 2022
At Amortised Cost				
(a) Interest accrued but not due on borrowings	0.37	5.06	-	-
(b) Unclaimed dividends (refer note 17.1 & 17.2)	8.77	8.81	-	-
(c) Advances and Deposits repayable in cash	35.46	38.00	-	-
(d) Other Miscellaneous liabilities	15.88	31.72	-	-
(e) Employee related	312.53	127.67	-	-
Total	373.01	211.26	-	-

17.1 These amounts represent dividend warrants issued to the shareholders which remained unclaimed at their end.

17.2 During the year there were no amounts due to be transferred to Investor Education and Protection Fund.

NOTES FORMING PART OF FINANCIAL STATEMENTS
Note - 18
OTHER LIABILITIES

(₹ in Lakhs)

Particulars	Non-Current		Current	
	As at March 31, 2023	As at March 31, 2022	As at March 31, 2023	As at March 31, 2022
a) Statutory remittances	-	-	319.23	337.09
b) Advances and Deposits from Customers / others	-	-	226.40	106.38
c) Deferred revenue arising from Interest free deposit	-	-	12.81	21.07
d) Gratuity payable	-	-	109.66	115.89
Total	-	-	668.10	580.43

Note - 18(a)

(₹ in Lakhs)

CURRENT TAX LIABILITY (Net)	Non-current		Current	
	As at March 31, 2023	As at March 31, 2022	As at March 31, 2023	As at March 31, 2022
Income Tax Payable	-	-	138.95	44.76
Total	-	-	138.95	44.76

Note - 19
PROVISIONS

(₹ in Lakhs)

Particulars	Non-Current		Current	
	As at March 31, 2023	As at March 31, 2022	As at March 31, 2023	As at March 31, 2022
a) Compensated absences including Bonus	-	-	130.42	114.89
b) Related to expenses	-	-	651.60	331.66
Total	-	-	782.02	446.55

Note - 20
REVENUE FROM OPERATIONS

(₹ in Lakhs)

Particulars	Year ended March 31, 2023	Year ended March 31, 2022
(a) Sale of Products	60,509.51	41,941.23
	60,509.51	41,941.23
(b) Other operating revenues		
- Technical service fee	411.52	351.38
- Scrap sales	76.12	55.98
Total	60,997.15	42,348.59

Sale of products is net of commission on sales and discount of ₹ 60.31 lakhs (Previous year ₹ 47.30 lakhs)

NOTES FORMING PART OF FINANCIAL STATEMENTS

Disclosure pursuant to Ind AS 108 para 34

(₹ in Lakhs)

Particulars	Year ended March 31, 2023	Year ended March 31, 2022
Sugar Segment		
No. of Customers having 10% or more of the revenue (1 Nos.)	6,328.48	-
Power Segment		
No. of Customers having 10% or more of the revenue (1 Nos.)	11,695.14	7,038.98
Distillery Segment		
No. of Customers having 10% or more of the revenue (1 Nos.)	-	6,286.69

Note - 21

OTHER INCOME

(₹ in Lakhs)

Particulars	Year ended March 31, 2023	Year ended March 31, 2022
(a) Interest income		
On bank deposits and others	132.82	119.28
(b) Dividend Income		
From equity and Mutual Funds	5.49	0.87
(c) Other gains or losses		
Profit on sale of Fixed Assets (net)	2.95	0.73
Net gain / (Loss) arising on financial assets measured at FVTPL	-	241.98
Profit on sale of investments	455.71	38.09
(d) Other non-operating income		
Operating lease rental from Investment property	26.85	28.85
Insurance claims received	17.49	12.87
Liability no longer required written back	204.19	22.30
Interest income others	2.54	2.40
Sale of Export License (Quota)	-	210.53
Other Miscellaneous income	4.95	1.52
Total	852.99	679.41

Note - 22 COST OF MATERIAL CONSUMED

(₹ in Lakhs)

Particulars	Year ended March 31, 2023	Year ended March 31, 2022
Sugarcane	33,513.06	26,452.91
Coal	17.98	25.21
Molasses and Biofuel	8,719.74	5,097.89
Chemical and Others	665.26	476.71
Packing	480.48	420.38
Total	43,396.52	32,473.10

NOTES FORMING PART OF FINANCIAL STATEMENTS
Note - 23 CHANGES IN INVENTORIES OF FINISHED GOODS AND WORK IN PROCESS

(₹ in Lakhs)

Particulars	Year ended March 31, 2023	Year ended March 31, 2022
Opening Stock:		
Finished goods		
Sugar	11,046.47	5,954.41
Molasses	193.91	548.68
Industrial Alcohol	85.25	900.65
Work in progress		
Sugar	457.64	353.85
Molasses	12.82	10.39
Sub-total (A)	11,796.09	7,767.98
Closing Stock:		
Finished goods		
Sugar	11,466.22	11,046.47
Molasses	307.69	193.91
Industrial Alcohol	117.74	85.25
Work in progress		
Sugar	543.07	457.64
Molasses	11.81	12.82
Sub-total (B)	12,446.54	11,796.09
Net change (Increase) / Decrease (A-B)	(650.45)	(4,028.11)

Note - 24
EMPLOYEE BENEFIT EXPENSE

(₹ in Lakhs)

Particulars	Year ended March 31, 2023	Year ended March 31, 2022
(a) Salaries, Wages and Bonus	2,876.44	2,198.67
(b) Contribution to Provident and other Funds	250.79	245.16
(c) Workmen and Staff welfare expenses	201.28	120.49
Total	3,328.51	2,564.32

Note - 25
FINANCE COST

(₹ in Lakhs)

Particulars	Year ended March 31, 2023	Year ended March 31, 2022
(i) Interest on Cash Credit and Term loans	360.36	367.35
(ii) Lease liabilities	8.44	5.83
(iii) Other borrowing costs	20.53	36.62
Total	389.33	409.80

NOTES FORMING PART OF FINANCIAL STATEMENTS**Note - 26****DEPRECIATION AND AMORTISATION EXPENSE**

(₹ in Lakhs)

Particulars	Year ended March 31, 2023	Year ended March 31, 2022
Depreciation/amortisation on		
a) Property, Plant and Equipment	1,386.71	1,395.95
b) Investment property	2.37	2.37
c) Right-of-use of Assets	9.72	6.48
d) Intangible assets	4.93	4.93
Total	1,403.73	1,409.73

Note - 27**OTHER EXPENSES**

(₹ in Lakhs)

Particulars	Year ended March 31, 2023		Year ended March 31, 2022	
a) Consumption of stores and spare parts	-	1,808.55	-	1,280.51
b) Power and Fuel	-	700.88	-	661.09
c) Rent	-	108.51	-	115.44
d) Repairs-Buildings	222.14	-	224.84	-
e) Repairs-Machinery	1,069.25	-	872.10	-
f) Repairs-Others	176.91	1,468.30	156.08	1,253.02
g) Biocompost	-	170.77	-	114.32
h) Insurance	-	158.21	-	136.25
i) Rates and Taxes	-	106.62	-	100.00
j) Directors Sitting fees	-	11.00	-	9.80
k) GST input credits (ineligible)	-	26.16	-	23.81
l) Freight & Clearing Expenses	-	2,259.17	-	1,522.98
m) Auditor's Remuneration (Ref.note 29)	-	7.50	-	5.50
n) Loss on Fair value of Investments measured at FVPTL	-	177.77	-	-
o) Travelling Expenses	-	540.70	-	124.58
p) Professional Fees	-	301.89	-	205.76
q) State Excise duty	-	87.40	-	85.98
r) Research & Development Expenses	-	10.00	-	-
s) CSR expenditure	-	55.42	-	35.65
t) Bad Debts	-	-	-	43.86
u) Other Expenses	-	861.03	-	654.43
Total		8,859.88		6,372.98

NOTES FORMING PART OF FINANCIAL STATEMENTS
Note - 28 EXCEPTIONAL ITEMS

(₹ in Lakhs)

Particulars	Year ended March 31, 2023	Year ended March 31, 2022
Exceptional items		
Electricity Related Matters (Refer note a)	-	(432.13)
Cane Transport Subsidy (Refer note b)	-	542.06
Interest on Delayed receipts from TANGEDCO (Refer note c)	362.14	-
Total	362.14	109.93

Notes

- (a) Relates to Interest demand on E - tax payment for the years 2002-03 till 2020-21 as per the Tamilnadu tax on consumption or sale of electricity Act 2003.
- (b) Relates to cane transport subsidy given by Government of Tamilnadu for the sugar year 2019-20.
- (c) During the year the contractual cash flows of Trade Receivables from TANGEDCO was re-negotiated. The gain arising on recalculation of the gross carrying amount in compliance with Ind AS 109 has been recognized as an exceptional item.

(₹ in Lakhs)

Particulars	Year ended March 31, 2023	Year ended March 31, 2022
Amortized cost before modification	2,198.87	-
Gross carrying value after modification	1,836.73	-
Gain arising out of modification of financial asset	362.14	-

Note - 29 PAYMENT TO AUDITORS

(₹ in Lakhs)

Particulars	Year ended March 31, 2023	Year ended March 31, 2022
a) Statutory Audit	6.00	4.00
b) Limited audit review	1.50	1.50
c) Certification	0.10	0.10
Total	7.60	5.60

Note - 30
DIRECT OPERATING EXPENSES ARISING FROM INVESTMENT PROPERTY

(₹ in Lakhs)

Particulars	Year ended March 31, 2023	Year ended March 31, 2022
Direct operating expenses arising from investment property that generated rental income during the year	2.33	2.31
Direct operating expenses arising from investment property that did not generate rental income during the year	1.60	1.50
Total	3.93	3.81

NOTES FORMING PART OF FINANCIAL STATEMENTS

Note - 31

DIRECTORS REMUNERATION

(₹ in Lakhs)

Particulars	Year ended March 31, 2023	Year ended March 31, 2022
a) Managing Director Salary	98.10	61.60
b) Managing Director Commission	200.00	-
c) Whole-time Director	90.29	83.56
d) Sitting Fees Non-executive directors	11.00	9.80
Total	399.39	154.96

Note - 32

OPERATING LEASE ARRANGEMENTS (Company as Lessor)

(₹ in Lakhs)

Particulars	Year ended March 31, 2023	Year ended March 31, 2022
Rental income	26.85	28.85
Total	26.85	28.85

Note - 33

DEFERRED TAX BALANCES

(₹ in Lakhs)

Particulars	Year ended March 31, 2023	Year ended March 31, 2022
Deferred tax assets	45.57	33.44
Deferred tax liabilities	(3,117.75)	(2,759.29)
Total	(3,072.18)	(2,725.85)

(₹ in Lakhs)

Year 2022-23	Opening balance	Recognised in profit or loss account	Recognised in Other Comprehensive income	Closing balance
Deferred tax (Liabilities) / Asset in relation to				
Property, Plant and equipment	(2,554.05)	388.43	-	(2,942.48)
Provision compensated absences and others	33.45	(12.12)	12.20	33.37
Financial Assets at FVTPL	(205.25)	(42.18)	-	(163.07)
Defined benefit obligation	-	-	-	-
Total	(2,725.85)	334.13	12.20	(3,072.18)
Tax losses	-	-	-	-
Net Deferred tax Assets / (Liability)	(2,725.85)	334.13	12.20	(3,072.18)
MAT credit entitlement	-	1,120.72	-	1,120.72
MAT credit Utilized	-	(1,120.72)	-	(1,120.72)
Total	(2,725.85)	334.13	12.20	(3,072.18)

NOTES FORMING PART OF FINANCIAL STATEMENTS

(₹ in Lakhs)

Year 2021-22	Opening balance	Recognised in profit or loss account	Recognised in Other Comprehensive income	Closing balance
Deferred tax (Liabilities) / Asset in relation to				
Property, Plant and equipment	(2,817.80)	(263.75)	-	(2,554.05)
Provision compensated absences and others	30.67	(2.78)	11.24	33.45
Financial Assets at FVTPL	(134.79)	70.46	-	(205.25)
Defined benefit obligation	-	-	-	-
Total	(2,921.92)	(196.07)	11.24	(2,725.85)
Tax losses	-	-	-	-
Net Deferred tax (Assets) / Liability	(2,921.92)	(196.07)	11.24	(2,725.85)
MAT credit entitlement	-	468.99	-	(468.99)
MAT credit Utilized	-	(468.99)	-	468.99
Total	(2,921.92)	(196.07)	11.24	(2,725.85)

Note - 34
INCOME TAXES RELATING TO CONTINUING OPERATIONS

(₹ in Lakhs)

Particulars	2022-23	2021-22
Current tax		
In respect of current year	958.30	728.96
In respect of Previous years	-	-
MAT credit availed	1,120.72	468.99
MAT Credit utilized	(1,120.72)	(468.99)
Total	958.30	728.96

The Income tax expense for the year can be reconciled to the accounting profit as follows:

(₹ in Lakhs)

Particulars	2022-23	2021-22
Profit before tax from continuing operations	5,484.76	3,936.11
Income tax expenses calculated at 34.944% (Prev. year 29.12%)	1,916.59	1,146.20
a) Tax effect on IT depreciaton and Book Depreciation	123.69	124.83
b) Fair value gains on Investments	62.12	(70.46)
c) MAT credit Utilized	(1,120.72)	(468.99)
d) Other Disallowances of income /Expenses	(23.38)	(2.61)
Total	958.30	728.96

(₹ in Lakhs)

Particulars	2022-23	2021-22
Deferred tax		
Arising on income and expenses recognised in other comprehensive income		
Re-measurement of defined benefit obligation	(34.92)	(38.59)
Total income tax recognised in other comprehensive income	12.20	11.24

NOTES FORMING PART OF FINANCIAL STATEMENTS**Note - 35****SEGMENT INFORMATION**

Operating results are regularly reviewed by the entity's chief operating decision maker(CODM) to make decisions about resources to be allocated to the segment and assess its performance and for which discrete financial information is available for the following segments which are tabulated below. No operating segments have been aggregated in arriving at the reportable segments of the Company. Specifically the Company's reportable segments under Ind AS 108 are as follows.

i) Operating Segment

Sugar	Cogeneration	Distillery
Sugar	Power	Alcohol

ii) Geographical information

The Company predominantly operates in the following principal geographical areas

Asia	India (Country of domicile)

Revenue and expenses directly attributable to segments are reported under each reportable segment. Other expenses and income which are not attributable or allocable to segments have been disclosed as net un-allocable expenses / income.

Assets and liabilities that are directly attributable or allocable to segments are disclosed under each reportable segment. All other assets and liabilities are disclosed as un-allocable. Property, plant and equipment that are used interchangeable amongst segments are not allocated to reportable segments.

Operating segments represent products also and therefore, separate disclosure of revenue from major products are not made.

Inter segment transfer pricing:

Inter segment prices are normally negotiated amongst the segments with reference to cost, market prices and business risks, within an overall objective of optimising the resources for the enterprise.

NOTES FORMING PART OF FINANCIAL STATEMENTS

35.1 Segment Reporting

OPERATING SEGMENTS REVENUE AND RESULTS

(₹ in Lakhs)

Particulars	OPERATING SEGMENTS										Overall		
	Sugar		Power		Distillery		Elimination		Overall		Overall		
	2022-23	2021-22	2022-23	2021-22	2022-23	2021-22	2022-23	2021-22	2022-23	2021-22	2022-23	2021-22	
Revenue (Sales/Income)													
External customers (Net of GST)	36,393.13	22,828.78	13,792.60	8,704.64	10,323.78	10,407.82	-	-	-	-	60,509.51	41,941.23	
Other operating revenue	487.64	407.36	-	-	-	-	-	-	-	-	487.64	407.36	
Inter-segment sales	3,426.84	2,968.40	2,578.38	2,159.30	219.85	168.98	(6,225.07)	(5,296.68)	-	-	-	-	
Total	40,307.61	26,204.54	16,370.98	10,863.93	10,543.63	10,576.79	(6,225.07)	(5,296.68)	60,997.15	42,348.59			
Operating Profit/ (Loss)	(913.30)	(1,411.05)	3,382.86	1,327.04	5,184.65	5,359.43	-	-	7,654.21	5,275.41			
Interest income	-	-	-	-	-	-	-	-	132.82	119.28			
Dividend income	-	-	-	-	-	-	-	-	5.49	0.87			
Other Unallocated income / (exp)	-	-	-	-	-	-	-	-	(1,918.43)	(1,049.65)			
Finance costs	-	-	-	-	-	-	-	-	(389.33)	(409.80)			
Profit/(Loss) before tax	(913.30)	(1,411.05)	3,382.86	1,327.04	5,184.65	5,359.43	-	-	5,484.76	3,936.11			
Tax Expenses													
Current tax	-	-	-	-	-	-	-	-	958.30	728.96			
Deferred tax	-	-	-	-	-	-	-	-	334.13	(196.07)			
Total Tax	-	-	-	-	-	-	-	-	1,292.43	532.88			
Net Profit after tax	-	-	-	-	-	-	-	-	4,192.33	3,403.22			
Other information													
Segment Assets	20,655.92	20,168.81	7,790.00	6,132.70	5,228.21	4,870.77	-	-	33,674.13	31,172.28			
Unallocated Corporate Assets	-	-	-	-	-	-	-	-	9,509.24	8,257.72			
Total Assets	-	-	-	-	-	-	-	-	43,183.37	39,430.00			
Segment Liabilities	7,143.76	6,429.64	2,421.89	2,032.64	133.91	453.53	-	-	9,699.57	8,915.81			
Unallocated Corporate Liabilities	-	-	-	-	-	-	-	-	7,727.79	8,513.35			
Total Liabilities	-	-	-	-	-	-	-	-	17,427.36	17,429.16			
Capital Expenditure	462.40	237.59	233.99	53.81	621.48	17.42	-	-	1,317.87	308.82			
Unallocated capital expenditure	-	-	-	-	-	-	-	-	33.87	70.18			
Total Capital Expenditure	-	-	-	-	-	-	-	-	1,351.73	379.00			
Depreciation	558.31	565.17	410.29	427.28	357.99	344.23	-	-	1,326.59	1,336.68			
Unallocated Depreciation	-	-	-	-	-	-	-	-	77.14	73.04			
Total Depreciation	558.31	565.17	410.29	427.28	357.99	344.23	-	-	1,403.73	1,409.73			

35.2 Geographical Information

(₹ in Lakhs)

Particulars	Rest of the world				India				Total			
	2022-23		2021-22		2022-23		2021-22		2022-23		2021-22	
	2022-23	2021-22	2022-23	2021-22	2022-23	2021-22	2022-23	2021-22	2022-23	2021-22	2022-23	2021-22
Segment Revenue	-	-	60,997.15	42,348.59	60,997.15	42,348.59	60,997.15	42,348.59	60,997.15	42,348.59	60,997.15	42,348.59
Non-current asset	-	-	17,650.08	15,342.20	17,650.08	15,342.20	17,650.08	15,342.20	17,650.08	15,342.20	17,650.08	15,342.20

NOTES FORMING PART OF FINANCIAL STATEMENTS
Note - 36
A. Defined contribution plans

The Company makes Provident Fund, Super annuation Fund which are defined contribution plans, for qualifying employees. Under the Schemes, the Company is required to contribute a specified percentage of the payroll costs to fund the benefits. The Company recognised ₹172.38 Lakhs (Prev.year 2021-22 ₹152.88 Lakhs) for provident fund contribution and for superannuation fund contribution of ₹11.15 lakhs (Prev.year 2021-22 ₹10.55 lakhs) in the statement of Profit or loss. The contribution payable to these plans by the Company are at rates specified in the rules of the schemes.

B. Defined benefit plans (Gratuity)

In respect of Gratuity plan, the most recent actuarial valuation of the plan assets and the present value of the defined benefit obligation were carried out as March 31, 2023 by Mrs.V Subbulakshmi, Fellow of the Institute of Actuaries of India. The present value of the defined benefit obligation, and the related current service cost and past service cost, were measured using the projected unit cost method. The following table sets forth the status of the Gratuity Plan of the Company and the amount recognized in the Balance Sheet and Statment of Profit and Loss. The Company provided the gratuity benefit through annual contributions to a fund managed by the ICICI Prudential Life Insurance Company Limited.

The Company is exposed to various risks in providing the above gratuity benefit which are as follows:

Interest Rate risk : The plan exposes the Company to the risk of fall in interest rates. A drop in interest rates will result in an increase in the ultimate cost of providing the above benefit and will thus result in an increase in the value of the liability.

Investment risk : The probability or likelihood of occurrence of losses relative to the expected return on any particular investment which is inherent.

Salary escalation Risk : The present value of the defined benefit plan is calculated with the assumption of salary increase rate of plan participants in future. Deviation in the rate of increase of salary in future for plan participants from the rate of increase in salary used to determine the present value of obligation will have a bearing on the plan's liability.

Demographic risk : The Company has used certain mortality and attrition assumptions in valuation of the liability. The Company is exposed to the risk of actual experience turning out to be worse compared to the assumption.

Gratuity

Liability to existing employees of the Company in respect of gratuity is covered insurance policy administered by the Trust.

The actuarially valued liabilities under the Projected Unit Credit Method for the employees of the participating enterprise of the trust are calculated enterprise wise. The investments available with the underwriter are adjusted in proportion to the liability and the shortfall is provided for in the books of the participating enterprise. Consequently, the actuarial loss / gain if any relating to the other participating enterprise is also borne by every other participating enterprise.

The following table sets forth the status of the Gratuity plan of the Company and the amounts recognized in the Balance sheet and the Statement of Profit and loss.

NOTES FORMING PART OF FINANCIAL STATEMENTS

(₹ in Lakhs)

Particulars	GRATUITY (FUNDED)	
	2022-23	2021-22
Present value of obligations at the beginning of the year	658.79	835.36
Less: Equitable interest of Kothari Petrochemicals Limited employees.	-	-259.63
Current service cost	57.32	53.47
Interest Cost	46.91	38.64
Re-measurement (gains) / losses:		
-Actuarial gains and losses arising from change in financial assumption	7.18	(9.08)
-Actuarial gains and losses arising from experience adjustment	13.62	36.35
Benefits paid	(40.16)	(36.32)
Present value of obligations at the end of the year	743.66	658.79
Changes in the fair value of planned assets		
Fair value of plan assets at the beginning of the year	542.91	551.54
Interest income	37.22	36.98
Return on plan assets	(14.11)	(11.32)
Other (Taxes, Expenses)	(7.74)	(1.45)
Increase / (Decrease) due to effect of transfer	-	(280.34)
Contributions by the employer	115.89	283.81
Benefits paid	(40.16)	(36.32)
Fair value of plan assets at the end of the year	634.01	542.91
Amounts recognized in the Balance Sheet		
Projected benefit obligation at the end of the year	743.66	658.79
Fair value of plan assets at end of the year	634.01	542.91
Gross Liability	109.65	115.89
Funded status of the plans - Liability recognized in the balance sheet	109.65	115.89
Components of defined benefit cost recognized in profit or loss		
Current service cost	57.32	53.47
Net interest expenses	46.91	38.64
Net cost in Profit or Loss	104.23	92.11
Components of defined benefit cost recognized in Other Comprehensive income		
Re-measurement on the net defined benefit liability:		
-Actuarial gains and losses arising from change in financial assumption	7.18	(9.08)
-Actuarial gains and losses arising from experience adjustment	13.62	36.35
Return on plan assets	14.11	11.32
Net Cost in other Comprehensive Income	34.92	38.59

NOTES FORMING PART OF FINANCIAL STATEMENTS

(₹ in Lakhs)

Particulars	2022-23	2021-22
Assumptions		
Discount rate	7.70%	7.12%
Interest Rate (Rate of return on assets)	NA	NA
Expected rate of salary increase	6.00%	5.50%
Expected rate of attrition	2.00%	2.00%
Average age of members	40.72	41.27
Average remaining working Life	17.32	16.77
Mortality (IALM - 2012-14) Table	100%	100%

The Company has invested the plan assets with insurer managed funds. The Insurance Company has invested the plan assets in Govt. securities, Debt Funds, Mutual Funds, Money market instruments etc. The expected rate of return on plan asset is based on expectation of the average long term rate of return expected on investments of the fund during the estimated term of the obligation.

Note (i) Experience Adjustments

(₹ in Lakhs)

Particulars	For the Year Ended	
	31-Mar-23	31-Mar-22
(Gain) / Loss on Plan Liabilities	15.82	35.96
% of Opening Plan Liabilities	2.40	6.25
Gain / (Loss) on Plan Assets	13.48	11.32
% of Opening Plan Assets	2.48	2.05

Notes :

- Experience adjustment has been provided only to the extent of details available.
- Estimates of future salary increase take account of inflation, seniority, promotion and other relevant factors.
- The discount rate is based on the prevailing market yields of Government of India Bonds as at the Balance Sheet date for the estimated term of the obligation.
- The Company's gratuity funds are managed by ICICI Prudential Life insurance Co.Ltd.
- The Company's best estimate of the contribution expected to be paid to the plan during the next year is ₹109.65 lakhs (as on 31st March, 2022 ₹115.89 lakhs).

Note (ii) Sensitivity Analysis

Significant actuarial assumptions for the determination of the defined benefit obligation are discount rate, expected salary increase and attrition rate. The sensitivity analysis below have been determined based on reasonable possible changes of the assumptions occurring at the end of the reporting period., while holding all other assumptions constant. The results of sensitivity analysis is given below: (₹ in Lakhs)

Particulars	Assumption	March 31, 2023	March 31, 2022
Discount rate			
Plus 100 basis points	8.49%	(63.14)	(44.17)
Minus 100 basis points	6.49%	48.26	50.53
Salary Increase rate			
Plus 100 basis points	7.00%	52.06	50.84
Minus 100 basis points	5.00%	(37.18)	(45.20)
Attrition rate			
Plus 100 basis points	3.00%	22.31	19.76
Minus 100 basis points	1.00%	(7.44)	(6.59)

NOTES FORMING PART OF FINANCIAL STATEMENTS
NOTE 37 EARNINGS PER SHARE

Particulars	2022-23	2021-22
Basic Earnings per share (₹)	5.06	4.11
Diluted Earnings per share (₹)	5.06	4.11

37.1 Basic Earnings per share

The earnings and weighted average number of equity shares used in the calculation of basic earnings per share as follows :

Particulars	2022-23	2021-22
Profit after Taxation (₹ In Lakhs)	4,192.33	3,403.22
Earnings used in the calculation of basic earnings per share (₹ lakh)	4,192.33	3,403.22
Number of equity shares of ₹ 10 each outstanding at the beginning of the year	8,28,88,580	8,28,88,580
Number of equity shares of ₹ 10 each outstanding at the end of the year	8,28,88,580	8,28,88,580
Weighted Average number of Equity Shares	8,28,88,580	8,28,88,580

Note - 37.2
Diluted Earnings per share

The earnings and weighted average number of equity shares used in the calculation of diluted earnings per share as follows : (₹ in Lakhs)

Particulars	2022-23	2021-22
Earnings used in the calculation of basic earnings per share	4,192.33	3,403.22
Adjustments (if any)	-	-
Earnings used in the calculation of diluted earnings per share	4,192.33	3,403.22

The weighted average number of equity shares for the purpose of diluted earnings per share reconciles to the weighted average number of equity shares used in the calculation of basic earnings per share as follows :

Particulars	2022-23	2021-22
Weighted average number of equity shares used in calculation of basic earnings per share	8,28,88,580	8,28,88,580
Shares deemed to be issued for no consideration	-	-
Weighted average number of equity shares used in calculation of diluted earnings per share	8,28,88,580	8,28,88,580

Note - 38
38.1 Capital Management

The Company's capital management is intended to maximise the return to shareholders for meeting the long and short term objectives of the Company through the leveraging of the debt and equity balance.

The Company determines the amount of capital required on the basis of annual and long-term operating plans and strategic investment plans. The funding requirements are met through long and short term borrowings. The Company monitors the capital structure on the basis of debt to equity ratio and the maturity of the overall debt of the Company.

The following table summarises the capital of the Company: (₹ in Lakhs)

Particulars	As at March 31, 2023	As at March 31, 2022
Equity	25,756.01	22,000.84
Debt	3,761.70	5,596.94
Cash and cash equivalents	(16.97)	(24.60)
Net debt	3,744.73	5,572.34
Total capital (Equity + Net debt)	29,500.74	27,573.18
Net debt to capital ratio	0.13	0.20

NOTES FORMING PART OF FINANCIAL STATEMENTS**38.2 Categories of financial instruments**

(₹ in Lakhs)

Particulars	As at March 31, 2023	As at March 31, 2022
Financial assets		
Measured at fair value through profit or loss (FVTPL)		
a) Mandatorily measured:		
i) Equity instruments and Mutual Funds	6,170.43	6,813.86
Measured at amortised cost		
i) Cash and bank balances	26.39	34.03
ii) Debentures	1,025.43	327.92
iii) Other financial assets	12,857.48	10,524.21
Measured at cost		
i) Investments in equity instruments and others designated upon initial recognition	5.00	5.20
Financial liabilities		
Measured at amortised cost	12,766.11	13,631.57

39.1 Credit Risk Management

Credit risk refers to the risk that a counter party will default on its contractual obligations resulting in financial loss to the Company. The Company is exposed to credit risk from its operating activities (predominantly trade receivables) and from its financing activities, including deposits with banks and financial institutions, foreign exchange transactions and other financial instruments.

Customer credit risk is managed by each business unit subject to the Company's established policy, procedures and control relating to the customer credit risk management. The Company uses financial information and past experience to evaluate credit quality of majority of its customers and individual credit limits are defined in accordance with this assessment. Outstanding receivables and the credit worthiness of this counter parties are periodically monitored and taken up on case to case basis. There is no material expected credit loss based on the past experience. However, the Company assesses the impairment of trade receivables on case to case basis and has accordingly created loss allowance.

The credit risk on cash and bank balances is limited because the counter parties are banks with high credit ratings assigned by accredited rating agencies.

39.2 Liquidity Risk Management

The Company manages liquidity risk by maintaining adequate reserves, banking facilities and reserve borrowing facilities, by continuously monitoring forecast and actual cash flows, and by matching the maturity profiles of financial assets and liabilities.

The table below provides details regarding contractual maturities of financial liabilities as at 31st March 2023: (₹ in Lakhs)

Particulars	Carrying amount	Upto 1 year	Between 1-3 years	More than 3 years	Total contracted cash flows
Non interest bearing	8,959.28	8,959.28	-	-	8,959.28
Fixed Interest rate instruments	3,806.83	3,806.83	-	-	3,806.83
Total	12,766.11	12,766.11	-	-	12,766.11

NOTES FORMING PART OF FINANCIAL STATEMENTS

The table below provides details of financial assets as at 31st March 2023: (₹ in Lakhs)

Particulars	Carrying amount	Upto 1 year	Between 1-3 years	More than 3 years	Total contracted cash flows
Trade receivables	2,823.64	2,823.64	-	-	2,823.64
Non-current Trade Receivables	1,517.88	-	1,517.88	-	1,517.88
Non-current financial assets	99.26	-	99.26	-	99.26
Other Financial assets	8,416.70	8,416.70	-	-	8,416.70
Total	12,857.48	11,240.34	1,617.14	-	12,857.48

The table below provides details regarding contractual maturities of financial liabilities as at 31st March 2022 (₹ in Lakhs)

Particulars	Carrying amount	Upto 1 year	Between 1-3 years	More than 3 years	Total contracted cash flows
Non interest bearing	8,406.37	8,406.37	-	-	8,406.37
Fixed Interest rate instruments	6,296.94	6,296.94	-	-	6,296.94
Total	14,703.31	14,703.31	-	-	14,703.31

The table below provides details of financial assets as at 31st March 2022. (₹ in Lakhs)

Particulars	Carrying amount	Upto 1 year	Between 1-3 years	More than 3 years	Total contracted cash flows
Trade receivables	2,483.04	2,483.04	-	-	2,483.04
Non-current Trade Receivables	-	-	-	-	-
Non-current financial assets	588.77	-	588.77	-	588.77
Other Financial assets	7,452.40	7,452.40	-	-	7,452.40
Total	10,524.21	9,935.44	588.77	-	10,524.21

39.3 Fair Value Measurements

Some of the Company's financial assets and financial liabilities are measured at fair value at the end of the reporting period. The following table gives information about how the fair values of these financial assets and financial liabilities are determined i.e the valuation techniques and inputs used:

Particulars	Fair value as at* (₹ in Lakhs)		Fair value hierarchy
	As at March 31, 2023	As at March 31, 2022	
1) Investment in Debt Instruments at amortized cost	1,025.43	327.92	Level 2
2) Investment in equity instruments at FVTPL	6,175.43	6,819.06	Level 1

* Positive value denotes financial asset and negative value denotes financial liability

Notes :

1. There were no transfers between Level 1 and 2 in the period.
2. The Level 1 financial instruments are measured using quotes in active market.
3. The following table shows the valuation technique and key input used for Level 2.

Financial instrument	Valuation technique	Key inputs used
Investment in Debt Instruments	Discounted cash flow	Interest rates

NOTES FORMING PART OF FINANCIAL STATEMENTS

Fair value of financial assets and financial liabilities that are not measured at fair value (but fair value disclosures are required).

In case of trade receivables, cash and cash equivalents, trade payables, short term borrowings and other financial assets and liabilities it is assessed that the fair values approximate their carrying amounts largely due to the short-term maturities of these instruments.

Note - 40
Related Party Transaction

S. No.	Name of Related Party	Relationship
1	M/s. Parvathi Trading & Finance Company Private Limited	Holding Company
2	(i) M/s. Kothari Petrochemicals Limited (ii) M/s. Kothari Safe Deposit Limited	Under section 2(76)(v) of the Companies Act, 2013
3	M/s. BHK Land holdings Pvt.Ltd.	Under section 2(76)(iv) of the Companies Act, 2013
4	(i) M/s. Shyam Kothari Foundation Trust (ii) M/s. HCK Educational and Development Trust	Charitable Trust created and Managed by Promoters
5	Kothari Sugars and Chemicals Ltd.- Employee Gratuity Scheme	Trust set up to manage post employment benefit plan of Kothari Sugars and Chemicals Limited - Employees
6	(i) Mr. Arjun B. Kothari - MD (ii) Mr. M Silvester Goldwin - WTD (iii) Mr. R. Krishnan - CFO (iv) Mr. R. Prakash - CS	Key Management Personnel (KMP)
7	Mrs. Nina B. Kothari - Chairperson	Non Independent Non -Executive Director (KMP)
8	Mrs. Anandita Arjun Kothari	Relative of Managing Director
9	Mrs. Nayantara B. Kothari	Relative of Chairperson and Managing Director
10	(i) Mr.PS Gopalakrishnan (ii) Mr.VR Deenadayalu (iii) Mr.PS Balasubramaniam (iv) Mr.CV Krishnan	Non Executive Independent Directors (KMP)

NOTES FORMING PART OF FINANCIAL STATEMENTS

Note - 41

(₹ in Lakhs)

Particulars	2022-23	2021-22
Estimated amount of contracts remaining to be executed on capital account and not provided for net of advances.	141.97	242.67
Other monies for which the Company is contingently liable		
a) Bank Guarantees issue for Tenders.	18.46	5.01
b) Disputed Excise Duty / GST and Customs demand (out of which ₹ 73.39 lakhs (2021-22 - ₹ 73.39 lakhs)) have been deposited under protest.	624.07	602.35
c) Disputed electricity matters.	1,361.69	1,228.12

"The Tamilnadu Government declared State Advisory Price (SAP) for the Sugar season 2013 - 2014 to 2016 - 2017. The Company challenged the right of the State Government to declare the SAP in the Hon'ble High Court of Madras through South Indian Sugar Mills Association and the matter is sub-judice".

Future cash outflows in respect of the above referred matters are determinable only on receipt of judgements / decisions pending at various forums / authorities.

Note - 42

The Company has filed the monthly statement of current assets with the Bank and same are in agreement with the books of accounts.

Note - 43

Corporate Social Responsibility (CSR)

(₹ in Lakhs)

Particulars	2022 - 2023	2021 - 2022
(i) Amount required to be spent by the company during the year	50.43	35.65
(ii) Amount of expenditure incurred	50.43	35.65
(iii) Shortfall at the end of the year	-	-
(iv) Total of previous years shortfall	-	-
(v) Reason for shortfall	-	-
(vi) Nature of CSR activities	Educational infrastructure facility developments in Schools giving preference to local area	Towards healthcare, creating health infrastructure including COVID care, establishment of medical oxygen generation and storage plants.
(vii) Details of related party transactions.		
(a) Donation to Shyam Kothari Foundation.	-	33.15
(b) Donation to HCK Education and Development Trust	50.43	-
(viii) Where a provision is made with respect to a liability incurred by entering into a contractual obligation, the movements in the provisions during the year shall be shown separately.	-	-

NOTES FORMING PART OF FINANCIAL STATEMENTS
Note - 44 Key Financial Ratios

Description	Basis	Amount (₹ in Lakhs)	U/M	2022-23	2021-22	Remarks / Explanation
Current Ratio	Current Assets / Current Liabilities	25,434 / 14,273	Times	1.78	1.61	Higher Inventory owing to higher production with sustained current liabilities due higher cashflow.
Inventory turnover Ratio	Cost of sales / Average Inventory	56,338 / 13,175	Days	85	100	Higher sales under cash and carry basis
Trade Payable Turnover Ratio	Net credit purchases / Average trade payables	43,516 / 8,136	Days	68	89	Higher cash generation leading to timely payments to suppliers
Trade Receivables Turnover Ratio	Net credit sales / Average trade receivables	61,850 / 2,653	Days	16	19	Improved due to shifting on TNEB dues to non- current assets.
Debt Equity Ratio	Total Liabilities / Equity	17,427 / 25,756	Times	0.68	0.79	Increase in networth due to higher PAT and repayment of Term Loans
Debt Service coverage Ratio	Net Profit + Depn.+ Interest (TL) / Interest +Term Loan paid	5,619 / 723	Times	7.77	6.12	Higher PAT and lower interest due to repayment of Term Loans
Net Capital Turnover Ratio	Revenue from operations / Average Working capital	60,997 / 10,046	Times	6.07	5.70	Significant improvement in revenue.
Return on Investment	Investment Income / Average Investment	337 / 7,174	%	4.70	5.00	Lower due to impact on interest hike by RBI resulting in Marked to Market valuations.
ROCE (Return on Capital employed)	Profit Before Tax / Total Equity+ Non Current Liabilities	5,485 / 28,910	%	18.97	15.83	Higher profit before tax and in total equity
Return on Equity Ratio	Profit after Tax / Total Average Equity	4,192 / 23,878	%	17.56	16.75	Higher retained earnings due to product volume and margin mix
Net Profit [PAT]	Net Profit / Net sales	4,192 / 60,997	%	6.87	8.04	Lower due to product volume and margin mix and higher tax provisioning

Note - 45 Approval of financial statements:

The financial statements were approved by the Board of Directors on May 30, 2023.

Note - 46

Previous years' figures have been regrouped / reclassified wherever necessary to correspond with the current year's classification / disclosures.

Note - 47

No adjusting or significant non-adjusting events have occurred between 31st March 2023, the reporting date and the date of approval of financial statements except recommendation of final dividend of ₹ 0.50 paise per equity shares of ₹ 10 each for the financial year 2022-23 by the Board of Directors at meeting held on 30th May 2023.

In terms of our report attached

For P. Chandrasekar, LLP
Chartered Accountants
 FRN : 000580S/S200066

S. Raghavendhar
 Partner
 Membership No: 244016

Place: Chennai
Date : May 30, 2023

For and on behalf of the Board of Directors
CIN: L15421TN1960PLC004310

Arjun B. Kothari
 Managing Director
 DIN: 07117816

C.V. Krishnan
 Director
 DIN: 01606522

R. Prakash
 Company Secretary

R. Krishnan
 Chief Financial Officer

KOTHARI SUGARS AND CHEMICALS LIMITED

Regd. Office. "Kothari Buildings"

No. 115, Mahatma Gandhi Salai,

Nungambakkam, Chennai - 600 034.